

Dynamic Searchable Encryption with Small Client Storage

Ioannis Demertzis*, Javad Ghareh Chamani^{†‡}, Dimitrios Papadopoulos[†] and Charalampos Papamanthou*

*University of Maryland

[†]Hong Kong University of Science and Technology

[‡]Sharif University of Technology

Abstract—We study the problem of dynamic searchable encryption (DSE) with forward-and-backward privacy. Many DSE schemes have been proposed recently but the most efficient ones have one limitation: they require maintaining one operation counter for each unique keyword, either stored locally at the client or stored encrypted at the server and accessed obliviously (e.g., with an oblivious map) during every operation. We propose three new schemes that overcome the above limitation and achieve constant permanent client storage with improved performance, both asymptotically and experimentally, compared to prior state-of-the-art works. In particular, our first two schemes adopt a “static-to-dynamic” transformation which eliminates the need for oblivious accesses during searches. Due to this, they are the first practical schemes with minimal client storage and *non-interactive* search. Our third scheme is the first quasi-optimal forward-and-backward DSE scheme with only a logarithmic overhead for retrieving the query result (independently of previous deletions). While it does require an oblivious access during search in order to keep permanent client storage minimal, its practical performance is up to four orders of magnitude better than the best existing scheme with quasi-optimal search.

I. INTRODUCTION

With the advent of data outsourcing and the increasing awareness for user data privacy, the ability to compute on encrypted data stored on a remote untrusted server has emerged as a necessary tool. A fundamental task in this area is *searching in encrypted datasets*. E.g., assuming a collection of encrypted documents, a query may be to return all the identifiers of the documents containing the keyword w , without first decrypting the documents. In the literature, this is known as *searchable encryption (SE)* and it has found applications such as building encrypted email [42] and encrypted image storage in the cloud [2] with search capabilities. Since its first introduction by Song et al. [51], almost twenty years ago, SE has been a topic of significant study, e.g., in order to improve its efficiency aspects, or to accommodate more advanced functionalities, such as boolean queries [13], [34], sub-string, wild-card and phrase queries [26], and a variety of database queries, such as point [23], [24], range [22], [21], [26] and more general SQL queries [35] (e.g., join and group-by queries).

In order to achieve good practical performance, it has become commonplace in the literature to allow SE schemes to reveal some information about the dataset to the server, referred to as *leakage*. This leakage can occur at an initialization phase (e.g., the dataset size) or during the execution of a query (e.g., *access* and *search pattern*, the identifiers of the documents containing w and when this search was performed previously, respectively).

Dynamic SE. Recent research has focused on *dynamic searchable encryption (DSE)* schemes that can efficiently support modifications in the encrypted dataset, without the need to re-initialize the protocol. From a security perspective, developing secure DSE schemes is challenging due to the additional information that may be revealed to the server because of updates. Two relevant security notions have been proposed for dynamic SE schemes—*forward* and *backward privacy*. Forward privacy [15], [52] ensures that a new update cannot be related to previous operations (until the related keyword is searched). Besides the obvious benefit of allowing the encrypted dataset to be built “on-the-fly” (crucial for certain applications, e.g., encrypted e-mail storage starting from a new mailbox), forward privacy is essential for mitigating certain leakage-abuse attacks that depend on adversarial file injection [56].

On the other hand, backward privacy ensures that if a document containing keyword w is deleted *before* a search for w , the result of this search does not reveal anything about this document. Backward privacy is much less studied than forward privacy. It was first proposed in NDSS 2014 by Stefanov et al. [52] and formally defined recently in CCS 2017 by Bost et al. [10] who proposed three types of backward-privacy. During a search, BP-I reveals only the identifiers of files currently containing w and when they were stored, BP-II additionally reveals the timestamps and types (insertion/deletion) of all prior updates for w , and BP-III additionally reveals for each prior deletion which insertion it canceled.

Challenge 1: DSE with small client storage. The majority of practical DSE constructions from the literature (e.g., [9], [10], [29], [25]) require the client to locally store a table that holds for every keyword in the dataset a counter a_w that counts the number of updates for w (some schemes store an additional counter for searches). This allows for very efficient schemes in practice, e.g., insertion of the entry (w, id, add) after a_w updates can be done by encrypting (w, id) and placing the ciphertext in a hash map (stored at the server) at position $F(k, (w, a_w + 1))$, where F is a pseudorandom

TABLE I: Comparison of existing forward-and-backward-private DSE with small client storage. N is an upper bound for total insertions, $|W| = \#\text{distinct keywords}$. For keyword w : $a_w = \#\text{updates}$, $i_w = \#\text{insertions}$, $d_w = \#\text{deletions}$, $n_w = \#\text{files containing } w$. RT is $\#\text{roundtrips for retrieving } DB(w)$. BP stands for backward privacy type (the smaller, the better) and *am.* for amortized efficiency. The \tilde{O} notation hides polylogarithmic factors. WO stands for storing search/insertion counters for each w at an oblivious map. To minimize client storage, oblivious map stashes are stored at the server and downloaded every time.

Scheme	Computation		Communication			Client Storage	BP
	Search	Update	Search	Update	Search RT		
MONETA [10]	$\tilde{O}(a_w \log N + \log^3 N)$	$\tilde{O}(\log^2 N)$	$\tilde{O}(a_w \log N + \log^3 N)$	$\tilde{O}(\log^3 N)$	2	$O(1)$	I
WO+MITRA [29]	$O(a_w + \log^2 W)$	$O(\log^2 W)$	$O(a_w + \log^2 W)$	$O(\log^2 W)$	$O(\log W)$	$O(1)$	II
SD _a	$O(a_w + \log N)$	$O(\log N)(\text{am.})$	$O(a_w + \log N)$	$O(\log N)(\text{am.})$	1	$O(1)$	II
SD _d	$O(a_w + \log N)$	$O(\log^3 N)$	$O(a_w + \log N)$	$O(\log^3 N)$	1	$O(1)$	II
ORION [29]	$O(n_w \log^2 N)$	$O(\log^2 N)$	$O(n_w \log^2 N)$	$O(\log^2 N)$	$O(\log N)$	$O(1)$	I
HORUS [29]	$O(n_w \log d_w \log N + \log^2 W)$	$O(\log^2 N)$	$O(n_w \log d_w \log N + \log^2 W)$	$O(\log^2 N)$	$O(\log N)$	$O(1)$	III
QOS	$O(n_w \log i_w + \log^2 W)$	$O(\log^3 N)$	$O(n_w \log i_w + \log^2 W)$	$O(\log^3 N)$	$O(\log W)$	$O(1)$	III

function (updates also can contain deletes which are handled by inserting cancelation tuples). Later, to search for w the client simply looks up the value of a_w and queries the map at locations $F(k, (w, 1)), \dots, F(k, (w, a_w))$.

With some variations, this is the basic blueprint of many existing schemes. This *local word counter* gives very efficient schemes but it has an obvious drawback: *increased client storage*. Compared to storing an inverted index for DB locally, the client needs to store a table W of unique keywords which, depending on the dataset, may be rather large. E.g., for the Enron e-mail dataset, $|DB| \approx 2.6\text{M}$ and $|W| \approx 77\text{K}$, i.e., the client has to go through the trouble of deploying a DSE (and leaking information) just to reduce its local storage by $33\times$. When using SE to store relational database records (e.g., [35], [24], [23]) the savings can be significantly smaller, i.e., in the case of a real dataset with crime incidents in Chicago [1] (used in [24], [23]) with $|DB| \approx 6\text{M}$ tuples, 22 attributes, and $|W| \approx 17\text{M}$, the reduction in local storage for supporting point queries for these attributes will be $5\times$ at best (similar results are observed in TPC-H benchmark [3]). In general, for relational database search many attributes may contain unique values, (e.g., every record may contain a different value) and in these cases the improvement in local storage will be negligible. The aforementioned examples clearly illustrate that in many cases storing locally a counter per word is problematic. Moreover, if we would like to support the capability to access the encrypted database from multiple devices, this approach would be especially cumbersome as it entails synchronization and state transfer among them.

Using oblivious primitives. To avoid this, previous works (e.g., [12], [25], [9], [10]) have proposed to store W at the server encrypted. This would trivially violate forward privacy, unless one uses an *oblivious map (OMAP)* [55] that hides from the server which word entry is accessed every time. One downside of this is that the construction of [55] and subsequent improvements [48] require a *logarithmic* number of rounds of interaction. The only existing DSE that avoids this is the forward-private scheme of [27] (later made backward private in [10]). However, it uses the recursive Path-ORAM construction of [53] and it relies on heavy garbled circuit computation to make it non-interactive. Therefore, its potential for adoption in practice is quite limited and it serves mostly as a feasibility result.¹ Hence, we ask whether it is possible

to design a *practical* backward-and-forward-private DSE with *small client storage* (e.g., $\text{polylog}(|DB|)$ or, ideally, constant) and *non-interactive* search, which is the main motivation of our SD_a and SD_d schemes (see Table I).

Challenge 2: DSE with (quasi-)optimal search.² With a plaintext dataset, the n_w document identifiers of files currently containing w can be *optimally* retrieved with n_w operations. The same performance can be achieved for DSE (e.g., [9], [25]), albeit for *insertion-only* schemes (where $n_w = a_w$, the total number of updates for w). With deletion-supporting DSE n_w can be arbitrarily smaller than a_w . The only two backward-private schemes that come close to achieving this optimal performance are from [29]. At a high-level, they replace the n_w accesses necessary for retrieving the result with oblivious accesses and achieve a polylogarithmic overhead over the optimal cost (see Table I for more details). According to Definition 4, these schemes achieve *quasi-optimal* search time. However, their “black-box” use of oblivious primitives results in schemes with rather poor performance, especially due to communication cost (e.g., [29] reports $\sim 1\text{MB}$ communication for returning just $n_w = 100$ identifiers). Therefore, we aim to develop a DSE with *quasi-optimal* search and much better *practical performance*—our QOS scheme (see Table I).

A. Our results

In this work, we present novel schemes that address the above challenges as follows:

- (i) We present a black-box reduction from any result-hiding static SE to a backward-and-forward private DSE. We instantiate it with [12] and call the resulting scheme SD_a. It has $O(a_w + \log N)$ search cost, where a_w denotes the total number of updates for keyword w , and $O(\log N)$ amortized update cost. Most importantly, SD_a is the *first* DSE with $O(1)$ permanent client storage *without* using oblivious primitives, hence it greatly outperforms all existing schemes for searches.
- (ii) During amortized updates the temporary client storage of SD_a may grow arbitrarily large (up to $O(N)$). To avoid this, we present a version with de-amortized

²As per Definition 4, a DSE scheme has optimal search time, if the asymptotic complexity of search is $O(n_w)$ and quasi-optimal if search time is $O(n_w \text{polylog}(N))$.

¹Alternatively, this can be achieved with the use of trusted hardware [5].

updates called SD_d that has the same search overhead as SD_a and it outperforms state-of-the-art low-client-storage DSE schemes in many scenarios (see our experimental evaluation in Section V).

- (iii) Finally for delete-intensive query workloads, we present QOS, a DSE with quasi-optimal search time $O(n_w \log i_w)$ and $O(1)$ client storage that vastly outperforms existing quasi-optimal schemes during searches, where n_w denotes the number of files containing keyword w and i_w the number of insertions for w . Indeed, for large deletion percentages (approximately 40–80%, depending on the deployment setting) it outperforms all other schemes.

All our constructions are forward-and-backward private (BP-II for SD_a and SD_d , BP-III for QOS). Formal theorem statements and proofs can be found in Appendix A. Our schemes are secure in the programmable random oracle model but this assumption can be removed with standard techniques without decrease in asymptotic efficiency, similar to [12], [25].

A detailed comparison with other DSE can be seen in Table I where we only focus on schemes with small client storage. We also consider $WO+MITRA$ (WO stands for storing search/insertion counters for each w at an oblivious map), the result of combining the most efficient backward-private scheme from [29] with the “word counter + oblivious map” approach described above (this technique can be used with other schemes, e.g., FIDES, JANUS from [10] and JANUS++ from [54], but MITRA outperforms all of them both in terms of performance and security). All schemes in Table I use OMAPs, except for SD_a ; they can achieve $O(1)$ storage by storing the stashes at the server and generating keys with a PRF. One general conclusion from the table is that our schemes achieve much better search performance at the cost of increased overhead for updates. We note that this trade-off can be favorable, e.g., it seems suitable for OLAP databases and data warehouses [18] in which search is more crucial than the update performance.

Overview of techniques. SD_a and SD_d utilize classic techniques for transforming static data structures to dynamic ones [45], [46]. They store the result of N updates in a sequence of $\log N$ separate indexes with sizes $2^0, \dots, 2^{\log N}$. Each update is first stored in the smallest index and whenever two indexes of the same size exist they are downloaded and merged to a single new one by the client. Searches are then executed at each data structure independently. Ensuring that the underlying static scheme is result-hiding allows us to prove that SD_a is backward private. Similar to the majority of DSE constructions from the literature, we store triplets of the form (w, id, op) where $op = add/del$, that is, deletions are also “stored”. During search, the client filters out deleted entries.

Private lazy rebuild. For SD_d , we propose a way to implement the *lazy rebuild* de-amortization technique of [46] for searchable encryption. At a high level, a fixed small number of steps of the setup routine of the underlying static SE need to be run for *each* update. In order to achieve a backward-and-forward private DSE scheme, the static SE must have a setup that is naturally “decomposable” into steps with small, efficiently retrievable local state. For our instantiation, we choose PiBas, an

efficient static scheme from [12]. During setup, PiBas parses the input dataset in a deterministic manner, one keyword-document identifier pair at a time, storing the corresponding entry (w, id) in a pseudorandom position at a hash table. The only state for the client is a *counter* of the times each keyword w has been inserted so far (Figure 12). In SD_d , we store this state at the server using an OMAP. For every update, the client performs one step of the PiBas setup process for every data structure size in the worst-case. For each of these, it needs the counter for the related keyword which is retrieved with an OMAP access. Due to the deterministic access pattern of PiBas and the oblivious accesses, the resulting scheme is forward-and-backward private.

OMAP for updates; not for searches. A very interesting aspect of SD_d is that, although it uses an oblivious map, it is only accessed during updates. Due to this, searches are executed non-interactively.

QOS: Practical quasi-optimal search. Unlike all previous quasi-optimal search DSE that need to perform n_w oblivious accesses, QOS requires a single OMAP query which makes it much faster in practice. This is achieved by decoupling the result retrieval from the oblivious primitives.

QOS stores inserted entries of the form (w, id) in a hash table \mathcal{I} where the position is computed based on a pseudorandom token, similar to most existing DSE schemes. Where it deviates is in the way it treats *deletions*. For each w , the client maintains a “conceptual” binary tree that describes its update history (see Figure 5). It has N leaves, where N is an upper bound in the number of supported insertions; initially all nodes are *white*. Every node is numbered naturally, starting from leaves $1, \dots, N$, on to their parents $N+1, \dots, 3N/2+1$, etc. Inserted entries are “mapped” to the leaves of the tree from left to right. In practice, this is done by storing the i -th insertion (w_i, id_i) to a position in \mathcal{I} that depends on the leaf label i . Deletions mark tree nodes as *black*, e.g., deleting (w_i, id_i) would color the i -th leaf black. Black nodes then “propagate” upwards: if two siblings are black, their parent is also colored black. After every deletion, let j be the single top-most node that was just colored black. The client marks a position (computed pseudorandomly based on w, j and the search counter of w) in a *separate* hash table \mathcal{D} . To hide the tree manipulation part (coloring the nodes), and to be able to efficiently retrieve the leaf where (w_i, id_i) is stored, QOS involves two additional OMAPs, in addition to the “standard one” for retrieving search and insertion counters for w .

During a search for w , after retrieving the search counter from the OMAP, the client releases the PRF tokens. The server uses them to non-interactively find the positions in \mathcal{I}, \mathcal{D} for the nodes of the update tree for w . To speed up the process, it starts from the Best Range Cover (selects the minimum number of nodes that cover exactly the range) of leaves $[1, i_w]$ and proceeds downwards, always checking whether it found a black node by looking up positions of \mathcal{D} , in which case it abandons this path. Upon reaching non-black leaves, the server looks up their positions in \mathcal{I} ; by construction, this is where non-deleted entries are found. After decrypting and retrieving the result, the client “re-maps” the accessed entries in \mathcal{I}, \mathcal{D} to new locations using freshly computed PRF tokens with increased search counter.

Clean-up. As discussed above, many DSE schemes, including SD_a and SD_d , store deletions as actual entries. Thus, the server storage is not reduced after deletions. However, this is almost unavoidable when storing the encrypted entries in a hash table/map (where memory is not de-allocated). One notable exception is the forward-private DSE of [39] but no backward-private scheme with this property exists. On the other hand, reducing search time for future searches is—arguably—more important than saving storage space at the server. Many existing DSE schemes have a special “clean-up” phase for this, typically executed in tandem with searches. Our SD_a and SD_d schemes are amenable to such a clean-up process taking place during updates (the first very naturally whereas the second requires some additional bookkeeping). On the other hand, quasi-optimal schemes like QOS inherently achieve this since searches are (almost) unaffected by deletions.

Experimental evaluation. We implemented our three schemes and compare their search, update, and storage performance with existing forward-and-backward private DSE (Section V). In particular, we compare them with the best low-client-storage scheme, MITRA [29] with the word counter stored in an oblivious map, and HORUS [29], the faster quasi-optimal scheme. In terms of search time, SD_a and SD_d take less than 0.1ms for retrieving a result of 100 elements from a dataset of 1M records. Moreover, for small results, they are up to $34\times$ and $20\times$ faster than MITRA, with the added benefit of being non-interactive. Turning to quasi-optimal schemes, QOS takes 1.3ms for the same setting, vastly outperforming HORUS ($4\text{-}16531\times$ throughout our experiments). Where our schemes perform worse is in updates (as is evident from the asymptotic analysis in Table I), e.g., for our tested cases QOS is roughly $2\times$ slower than HORUS (with the same blowup factor for communication size), whereas MITRA is up to $21\times$ faster than SD_d (in the worst case). All these results are for 10% deleted entries. For larger delete percentages we show that QOS has the potential to become the most efficient solution. It outperforms both MITRA and SD_d after different ratios between 40-80%, depending on the number of insertions.

B. Related Work

Searchable encryption—considered a special type of structured encryption [17]—was introduced by Song et al. [51]. Curtmola et al. [19] proposed the most widely used security definition and the first scheme with non-trivial search time. It has since been improved in several ways, e.g., support for multiple users [49], [50], [33], more expressive queries including relational databases, conjunctive keywords, and graph queries [13], [34], [17], [41], [35], [22], [40], or efficient on-disk storage [14], [43], [7], [23], [20].

The first DSE schemes were presented in [37], [36]; these schemes achieve optimal search time at the expense of increased leakage (none of these schemes are forward or backward private). The notion of forward privacy was first discussed in [16] and improved in multiple subsequent works (e.g., [52], [32], [12], [44], [9], [39], [27], [25]). Backward privacy was first considered by Stefanov et al. [52] and formally defined much later by Bost et al [10]. Since then, Ghareh Chamani et al. [29], and Sun et al. [54] presented more efficient schemes, and Amjad et al. [5] proposed a

scheme using trusted hardware. The use of classic “static-to-dynamic” data structure techniques for DSE has been proposed before, e.g., [22], [23]. However, these works only consider forward privacy and amortized solutions—our scheme SD_d is the first to achieve backward privacy and worst-case low-storage updates. A forward-private DSE with quasi-optimal search was first proposed in [52]. The property was defined in [29] that also presented quasi-optimal DSE with forward and backward privacy. A general performance comparison of our schemes with previous low-storage DSE is shown in Table I.

Our QOS scheme organizes updates in a conceptual binary tree and uses each node’s natural label to compute its corresponding storage position via a PRF. We believe a very similar scheme can be achieved using the classic tree-based GGM PRF/DPRF [31], [38], [8], [11], mapping leafs to its outputs and nodes higher in the tree to “intermediate” evaluations. This construction would avoid the random oracle assumption (without additional interaction), however we instead chose to build QOS in a black-box way from any PRF.

Recent advances in ORAM. Recently, [47], [6] proposed novel ORAM constructions, with improved efficiency matching the theoretical optimal overhead of $O(\log N)$. It is possible to modify these to yield oblivious maps, thus asymptotically improving our schemes SD_d and QOS as well as [27], [10], [29]. However, they achieve amortized performance. While it may be possible to de-amortize them, this will undoubtedly result in additional cost.³

II. PRELIMINARIES

We denote by $\lambda \in \mathbb{N}$ a security parameter. PPT stands for probabilistic polynomial-time. Our protocols are executed between two parties, a client and a server. Slightly abusing notation, we let $(x'; y') \leftrightarrow P(x; y)$ denote a (possibly multi-round) protocol execution with input x and output x' for the client, and input y and output y' for the server. We consider a collection of D documents with identifiers id_1, \dots, id_D , each of which contains textual keywords from a given alphabet Λ . Let the dataset DB consist of pairs of keyword-file identifiers, such that $(w, id) \in DB$ if and only if the file id contains keyword w . For each w , let $DB(w)$ denote the set of documents that contain keyword w . Let W denote a set of keywords that contains all the keywords from DB (possibly more).

Pseudorandom functions. Let $Gen(1^\lambda) \in \{0, 1\}^\lambda$ be a key generation function, and $F : \{0, 1\}^\lambda \times \{0, 1\}^\ell \rightarrow \{0, 1\}^{\ell'}$ be a pseudorandom function (PRF) family. F is a secure PRF family if for all PPT adversaries Adv , $|\Pr[K \leftarrow Gen(1^\lambda); \text{Adv}^{F(K, \cdot)}(1^\lambda) = 1] - \Pr[\text{Adv}^{R(\cdot)}(1^\lambda) = 1]| \leq v(\lambda)$, where $R : \{0, 1\}^\ell \rightarrow \{0, 1\}^{\ell'}$ is a truly random function.

Searchable encryption. A *dynamic symmetric searchable encryption scheme (DSE)* $\Sigma = (\text{Setup}, \text{Search}, \text{Update})$ consists of algorithm Setup , and protocols $\text{Search}, \text{Update}$ that are executed between a client and a server:

- $\text{Setup}(\lambda)$ on input λ outputs (K, σ, EDB) where K is a secret key for the client, σ is the client’s local state,

³However, note that the quasi-optimal Horus scheme of [29] which we compare the performance of our schemes against, uses Path-ORAM in a non-black-box way and it is not readily compatible with these new ORAM schemes.

and EDB is an (initially empty) encrypted database that is sent to the server. The notation $Setup(\lambda, N)$ refers to a setup process that takes a parameter N for the maximum supported number of entries.

- $Search(K, q, \sigma; EDB)$ is a protocol for searching the database. Here, we consider search queries for a single keyword i.e., $q = w \in \Lambda^*$. The client’s output is $DB(w)$. The protocol may also modify K, σ and EDB .
- $Update(K, op, w, id, \sigma; EDB)$ inserts an entry to or removes an entry from DB . Input consists of $op = add/del$, file identifier id and keyword w . The protocol may modify K, σ and EDB .

In the above, we mostly followed the description of [9], [10], [29]. Given the above API, on input the data collection the client can run $Setup$, followed by N calls to $Update$ to “populate” EDB . Assuming the scheme is forward private (see below) this leaks nothing more than running an initial setup operation on the DB . Other works [25], [39] model $Update$ as “file” addition or deletion, where the protocol adds/removes all the relevant keywords to/from DB . This is functionally equivalent as this process can be decomposed to multiple calls of the above $Update$ protocol.

At a high level, Σ is correct if the returned result $DB(w)$ is correct for every query (for a formal definition, see [12]). The privacy of Σ is parametrized by a leakage function $\mathcal{L} = (\mathcal{L}^{Stp}, \mathcal{L}^{Srch}, \mathcal{L}^{Updt})$ that describes the information revealed to the server throughout the protocol execution. \mathcal{L}^{Stp} refers to leakage during setup, \mathcal{L}^{Srch} during a search operation, and \mathcal{L}^{Updt} during updates. Standard search leakage types form the literature include *search pattern* that reveals which searches are related to the same w , and *access pattern* that reveals $DB(w)$ during a search for w . Note that access pattern leakage is unavoidable if the client wishes to retrieve the actual files and not just their identifiers (unless the files themselves are stored in a protected manner, e.g., Oblivious RAM). Schemes that avoid this leakage are called *result hiding*.

Informally, a secure SSE scheme with leakage \mathcal{L} should reveal nothing about the database \mathbf{DB} other than this leakage. This is formally captured by a standard real/ideal experiment with two games Real^{SSE} , $\text{Ideal}^{\text{SSE}}$ presented in Figure 13 in Appendix A, following the definition of [52].

Definition 1 ([52]): A DSE scheme Σ is adaptively-secure with respect to leakage function \mathcal{L} , iff for any PPT adversary Adv issuing $poly(\lambda)$ queries/updates q , there exists a stateful PPT simulator $\text{Sim} = (\text{SimInit}, \text{SimSearch}, \text{SimUpdate})$ such that $|\Pr[\text{Real}_{\text{Adv}}^{\text{SSE}}(\lambda, q) = 1] - \Pr[\text{Ideal}_{\text{Adv}, \text{Sim}, \mathcal{L}}^{\text{SSE}}(\lambda, q) = 1]| \leq v(\lambda)$.

Forward and backward privacy. SE schemes with forward and backward privacy aim to control what information is revealed in relation to updates. Informally, a scheme is *forward private* if it is not possible to connect a new update to previous operations, when it takes place. E.g., it should be impossible to tell whether an addition is for a new keyword or a previously searched one.

Definition 2 ([10]): An \mathcal{L} -adaptively-secure DSE scheme that supports single-keyword additions/deletions is forward

private iff the update leakage function \mathcal{L}^{Updt} can be written as: $\mathcal{L}^{Updt}(op, w, id) = \mathcal{L}'^{Updt}(op, id)$ where \mathcal{L}' is a stateless function, $op = add/del$, and id is a file identifier.

Backward private DSE schemes limit the information that the server learns during a search for w for which some entries have been previously deleted. Ideally, the scheme should reveal nothing about these deleted entries and, at the very least, not their corresponding file identifiers [52]. Bost et al. [10] gave the first formal definition for three types of backward privacy with different leakage patterns, from Type-I which reveals the least information to Type-III which reveals the most. In order to present their definition, we need to first define some additional functions.

Let Q be a list with one entry for each operation. For searches the entry is (u, w) where u is the timestamp and w is the searched keyword. For updates it is $(u, op, (w, id))$ where $op = add/del$ and id is the modified file. $\text{TimeDB}(w) = \{(u, id) \mid (u, add, (w, id)) \in Q \wedge \forall u', (u', del, (w, id)) \notin Q\}$ is the function that returns all timestamp file-identifier pairs of keyword w that have been added to DB and have not been deleted. $\text{Updates}(w) = \{u \mid (u, add, (w, id)) \in Q \text{ or } (u, del, (w, id)) \in Q\}$ is the function that returns the timestamp of each insertion/deletion operation for w . Finally, $\text{DelHist}(w) = \{(u^{add}, u^{del}) \mid \exists id : (u^{add}, add, (w, id)) \in Q \wedge (u^{del}, del, (w, id)) \in Q\}$ is the function that returns for each deletion timestamp the timestamp of the corresponding insertion it cancels. Using the above functions, backward privacy is defined as follows.

Definition 3 ([10]): An \mathcal{L} -adaptively-secure SSE scheme has backward privacy:

BP-I (BP with insertion pattern): iff $\mathcal{L}^{Updt}(op, w, id) = \mathcal{L}'(op)$ and $\mathcal{L}^{Srch}(w) = \mathcal{L}''(\text{TimeDB}(w), a_w)$,

BP-II (BP with update pattern): iff $\mathcal{L}^{Updt}(op, w, id) = \mathcal{L}'(op, w)$ and $\mathcal{L}^{Srch}(w) = \mathcal{L}''(\text{TimeDB}(w), \text{Updates}(w))$,

BP-III (weak BP): iff $\mathcal{L}^{Updt}(op, w, id) = \mathcal{L}'(op, w)$ and $\mathcal{L}^{Srch}(w) = \mathcal{L}''(\text{TimeDB}(w), \text{DelHist}(w))$,

where \mathcal{L}' and \mathcal{L}'' are stateless functions. We stress that the above definitions (even BP-I) reveal the files currently containing w due to $\text{TimeDB}(w)$ —this is in order to account for the leakage from retrieving the actual files. One could define an even stronger definition that avoids this leakage (in practice this could be achieved by using oblivious storage, or when limited to applications that look to return just the identifiers and not the files). None of our constructions explicitly leaks $\text{TimeDB}(w)$; indeed we never use it in our proofs for simulation.

An efficient static scheme. Our SD_a and SD_d schemes use as a building block PiBas, a very simple and efficient static SE scheme from [12].⁴ Static schemes do not allow for updates as the entire DB is set up ahead of time. Security is modified analogously in Definition 1 by allowing only for search oracles after initialization and removing SimUpdate . Since we need a result-hiding scheme (in order to get backward privacy), we slightly modify PiBas. We present the scheme in detail in Appendix A.

⁴The version we use corresponds to $\Pi_{\text{bas}}^{\text{po}}$ from [12].

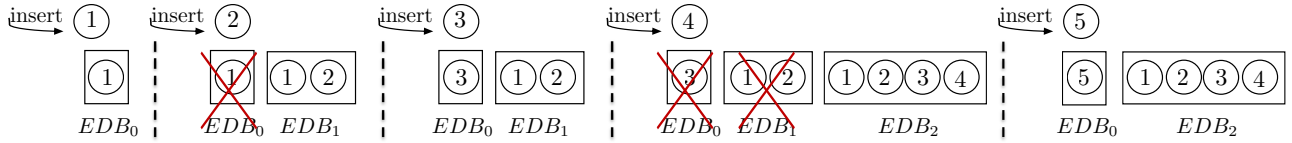


Fig. 1: SD_a : from static to dynamic (amortized version). These are the encrypted indexes after five consecutive insertions 1 – 5. Inserting element 1 requires the creation of EDB_0 which will contain element 1. Inserting element 2 requires downloading EDB_0 (to obtain element 1), creating EDB_1 which will contain elements 1 and 2, and deleting EDB_0 . Searching for a keyword w requires to search all the active (non-deleted) encrypted indexes and return to the client all the individual search results.

DSE with optimal search time. The majority of existing DSE schemes adopt the approach of “storing” deletions as regular entries. During searches, they are used to filter out which insertion entries have been removed. This approach implies that the search cost will be $\Omega(a_w)$, i.e., linear in the total number of total updates for w , as opposed to the optimal cost $O(n_w)$, linear in the number of files currently containing w . Notable exceptions to these are the construction of Stefanov et al. [52] (which, however, is not backward private) and two constructions from the recent work of Ghareh Chamani et al. [29] which have quasi-optimal search time according to the following definition.

Definition 4 ([29]): A DSE scheme Σ has *optimal* (resp. *quasi-optimal*) search time, if the asymptotic complexity of Search is $O(n_w)$ (resp. $O(n_w \cdot \text{polylog}(N))$).

Oblivious Maps Our constructions use in a black-box manner an *oblivious map (OMAP)* which is a privacy-preserving version of a key/value map data structure that aims to hide the type and content of a sequence of operations performed. Intuitively, for any two possible sequences of polynomially many operations, their resulting access patterns (i.e., the sequence of memory addresses accessed while performing the operations) must be indistinguishable. An OMAP offers a setup algorithm for initializing the structure, and two interactive protocols *get*, *put* for retrieving the value for a key, and inserting a key/value pair, respectively (see [55], [48] for a formal definition). In our constructions, we use the OMAP of [55] with block size $O(\log N)$. When reporting OMAP asymptotic efficiency, we always measure number of blocks.

Range Cover Techniques. Consider a domain A of size N . We construct a full binary tree over its values bottom-up. Nodes are labeled with numbers from 1 to $2|A|-1$ in a leaf-to-root and left-to-right manner. Given a range (i.e., a sequence of contiguous values) over A , a range covering technique selects a set of nodes whose subtrees collectively cover the given range entirely. Best Range Cover (BRC) essentially selects the minimum number of nodes that cover exactly the range (also called minimum dyadic intervals). For range size R , there are $O(\log R)$ such nodes. In Figure 5, for $A = 1, \dots, 8$, BRC covers the range $[2, 5]$ with the nodes 2, 10 and 5.

III. FROM STATIC TO DYNAMIC SCHEMES

A. Amortized construction

Our starting point is a static, result-hiding searchable encryption scheme SE, which we modify to store triplets of the form (w, id, op) (instead of the standard w, id), where $op = add/del$. The main idea behind our DSE construction called SD_a (Figure 2), is to organize N (without loss of generality,

let N be a power-of-two) updates into a collection of $\log N$ independent encrypted indexes $EDB_0, \dots, EDB_{\log(N-1)}$ for sizes $2^0, \dots, 2^{\log(N-1)}$, each one created with a separate invocation of SE.Setup with a fresh key.

Initially, all EDB_i are empty. For the first update the client sets up an encrypted index for the singleton set (w, id, op) using SE.Setup and sends it to server who stores it as EDB_0 . For future updates, let j be the smallest value for which EDB_j is empty. The server first sends to the client all EDB_i for $i < j$ and deletes them locally. The client fully decrypts them (we denote this in Figure 2 with SE.DecryptAll function) and runs SE.Setup for the union of their entries, together with the current update (w, id, op) . Note that the total size of the returned EDB_i is $2^j - 1$, thus the output of SE.Setup is a new encrypted index of size 2^j ; this is sent to the server who stores it as EDB_j . At all times, the client stores locally the corresponding keys and states of the different non-empty instance of SE as K and σ .

For searches, the parties run SE.Search for each (i.e., non-empty) instance of SE and return all the individual search results. Since SE is result-hiding, the client needs to do the extra work of decrypting the returned values and extracting the pairs (id, op) . The final answer is the result of “filtering out” the deleted entries. Figure 1 illustrates the collection of the encrypted indexes after each of five consecutive inserts.

Security. We assume that the underlying SE scheme is adaptively secure. Regarding forward privacy, note that each update (w, id, op) results in running SE.Setup with a freshly chosen key. The size of the encrypted index (2^j in the above description) is fully determined by the number of previous updates, thus an update operation can be perfectly emulated by the setup simulator of SE, even if the setup leakage of SE is just the database size. This implies that the information the server sees during updates, is independent of any previous entries in EDB (including entries about w) which gives us forward privacy. Regarding backward privacy, things are also straight-forward. Firstly, since SE is result-hiding and we store deletions as regular entries, the server does not learn the indexes of files that previously contained w . Moreover, during searches the server learns $|DB(w)|$ as well as how many result elements come from each of EDB_i . In order to simulate the second part, we only need to know when each update for w took place—this information together with the total update count so far, determines in which EDB_i each update resides. We previously defined this information as $\text{Updates}(w)$, hence our scheme is BP-II.

Observe that *SimSearch* does not always need $\text{Updates}(w)$ to simulate the search transcript. It suffices

Let $SE = (\text{Setup}, \text{Search}, \text{DecryptAll})$ be a result-hiding, static searchable encryption scheme.

$(K, \sigma, EDB) \leftarrow \text{Setup}(1^\lambda)$

- 1: Set EDB to be an empty vector of indexes EDB_i
- 2: Set K, σ to be empty vectors

$(K, \sigma; EDB) \leftrightarrow \text{Update}(K, op, w, id, \sigma; EDB)$

Server:

- 1: Find the minimum j such that $EDB_j = \emptyset$
- 2: Send to client EDB_0, \dots, EDB_{j-1}

Client:

- 3: Set $A \leftarrow \emptyset$
- 4: **for** $i = 0, \dots, j - 1$ **do**
- 5: $A \leftarrow A \cup SE.\text{DecryptAll}(K[i], \sigma[i], EDB_i)$
- 6: $K[i] \leftarrow \perp, \sigma[i] \leftarrow \perp$
- 7: $(K[j], \sigma[j], EDB_A) \leftarrow SE.\text{Setup}(1^\lambda, A \cup (w, id, op))$
- 8: Send EDB_A to server

Server:

- 9: Set $EDB_j \leftarrow EDB_A$
- 10: **for** $i = 0, \dots, j - 1$ **do**
- 11: Set $EDB_i \leftarrow \emptyset$

$DB(w) \leftrightarrow \text{Search}(K, q, \sigma; EDB)$

Client \leftrightarrow Server:

- 1: $\mathcal{X} \leftarrow \emptyset$.
- 2: **for** all i such that $EDB_i \neq \emptyset$ **do**
- 3: Let $\mathcal{X}_i \leftrightarrow SE.\text{Search}(K[i], q, \sigma[i]; EDB_i)$
- 4: $\mathcal{X} \leftarrow \mathcal{X} \cup \mathcal{X}_i$

Client:

- 5: Decrypt entries of \mathcal{X} with K and parse them as (id, op)
- 6: $DB(w) \leftarrow \{id \mid (id, add) \in \mathcal{X} \wedge (id, del) \notin \mathcal{X}\}$

Fig. 2: SD_a : from static to dynamic (amortized version).

to know which index each update should be mapped, to according to its timestamp. The actual leakage can be much smaller—depending on the update counter upd it may be as small as $|\text{Updates}(w)|$ (e.g., if $upd = 2^i$ for some $i \in \mathbb{N}$, the largest index has just been rebuilt and the previous ones are empty, hence *all* the entries for w will come from the same index and $SimSearch$ does not need their individual timestamps).

Efficiency. After N updates, SD_a consists of $\log N$ encrypted indexes, each of which is either empty or stores exactly 2^i items. Assuming SE has linear storage, SD_a has server storage $O(N)$. If SE has optimal search time, the query cost for retrieving all the updates for w is $O(a_w)$. Since there can be at most $\log N$ non-empty indexes EDB_i and a search needs to be performed in each of them, the total search time for SD_a is $O(a_w + \log N)$. Finally, after 2^j updates the client will have run $SE.\text{Setup}$ once for size 2^j and once for 2^{j-1} , twice for 2^{j-2} , etc., all the way down to 2^{j-1} times for size one. Assuming an underlying static scheme with linear setup time, the amortized cost per update after N updates is $O(\log N)$.

One static scheme that satisfies these assumptions is the PiBas construction of [12], which we describe in Figure 12.

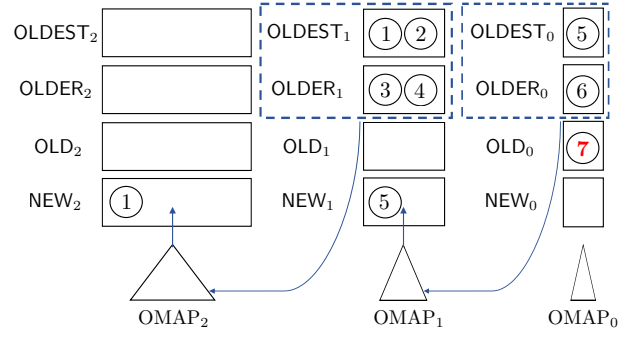


Fig. 3: SD_d : from PiBas to DSE (de-amortized version). These are the encrypted indexes after 7 consecutive insertions 1 – 7. Each level i contains 3 searchable encrypted indexes (OLDEST, OLDER, OLD) and one index (NEW) that is used for merging and rebuilding into a single index the OLDEST and OLDER indexes of the previous level $i - 1$. The update algorithm passes through all levels and moves one element using $OMAP_i$ from level $i - 1$ to level i . Searching for a keyword w requires to search all the OLDEST, OLDER and OLD encrypted indexes and return to the client all the individual search results.

Moreover, with PiBas the client has to store one key for each instance and this requires from the client to store $O(\log N)$ keys. In order to reduce the local storage to $O(1)$, we can generate the key for each instance pseudorandomly from a single master secret key using a PRF. Instantiated with PiBas, SD_a requires a single roundtrip for retrieving the result $DB(w)$. Updates require one roundtrip for retrieving the old indexes to be merged, and one more message from the client to the server (possibly “piggy-backed” to the next operation) for writing the new EDB_j .

With SD_a it is easy to clean-up deleted entries. During updates, before creating the merged EDB_j the client identifies all the entries in EDB_i , for $i < j$, that have corresponding deletions and removes them (padding with dummy records to fill up EDB_j).

B. De-amortized construction

Recall that our key goal is to design schemes with small client storage. SD_a has excellent performance, albeit in the amortized setting; during updates the client needs to download and locally rebuild an encrypted index. Most times, that index will be relatively small but once in a while this index will become very large (up to the entire DB) as it is shown in Figure 9(c), which invalidates our key goal. To overcome this obstacle, we present here a de-amortized version of our SD_a construction which we call SD_d . Unlike our amortized scheme that can work with any result-hiding static scheme, SD_d requires the setup process of the static scheme to be efficiently decomposable to discrete steps so that the necessary local state for executing each step is small and efficiently retrievable—PiBas is again a natural candidate, hence SD_d is specifically instantiated with it. The reason for this is that the key technical idea is inspired by the classic *lazy rebuild* technique of Overmars and van Leeuwen [46]. The $O(2^i)$ steps necessary for running PiBas.Setup for a database of 2^i elements are split over the previous 2^i updates, executed one at a time.

Let (KeyGen, Setup, Map, Search) refer to the PiBas routines [12], as described in Figure 12.

$(K, \sigma; EDB) \leftarrow \text{Setup}(\lambda, N)$

```

1: Set  $\ell \leftarrow \lceil \log N \rceil$ 
2: for  $i = 0, \dots, \ell$  do
3:   Initialize  $\text{OMAP}_i$  with capacity  $2^i$ 
4:   Set  $\text{OLDEST}_i, \text{OLDER}_i, \text{OLD}_i$  and  $\text{NEW}_i$  to  $\emptyset$ 
5:   Set  $\text{cnt}_i \leftarrow 0$ 
6: Set  $EDB \leftarrow \{\text{OMAP}_i, \text{OLDEST}_i, \text{OLDER}_i, \text{OLD}_i, \text{NEW}_i, \text{cnt}_i\}_{i=0}^{\ell}$ 
7: Set  $\text{upd}_{\text{cnt}} \leftarrow 0$ 
8: Set  $\sigma \leftarrow \{\text{upd}_{\text{cnt}}, \text{cnt}_i\}_{i=0}^{\ell}$  and the OMAP states
9: Set  $K$  an empty matrix of size  $4 \cdot (\ell + 1)$ 
10: for  $i = 0, \dots, 3$  do
11:   for  $j = 0, \dots, \ell$  do
12:      $K[i][j] \leftarrow \text{PiBas.KeyGen}(1^\lambda)$ 

```

$(K, \sigma; EDB) \leftrightarrow \text{Update}(K, op, w, id, \sigma; EDB)$

Client \leftrightarrow Server:

```

1: for  $i = \ell, \dots, 1$  do
2:   if  $\text{OLDEST}_{i-1} \neq \emptyset \wedge \text{OLDER}_{i-1} \neq \emptyset$  then
3:     if  $\text{cnt}_i < 2^{i-1}$  then
4:       Server sends to client  $\text{OLDEST}_{i-1}[\text{cnt}_i]$  who decrypts it with  $K[i-1][0]$  and parses it as  $(w', id', op')$ 
5:     else server sends to client  $\text{OLDER}_{i-1}[\text{cnt}_i \% 2^{i-1}]$  who decrypts it with  $K[i-1][1]$  and parses it as  $(w', id', op')$ 
6:      $\text{cnt}_i \leftarrow \text{cnt}_i + 1$ 
7:     Client computes  $\text{num}$  as the number of times  $\text{NEW}_i$  has been fully rebuilt and  $c_w \leftarrow \text{OMAP}_i.\text{get}(w', \text{num})$ 
8:     if  $c_{w'} = \perp$  then client sets  $c_{w'} \leftarrow 0$ 
9:     Client sets  $c_{w'} \leftarrow c_{w'} + 1$  and runs  $\text{OMAP}_i.\text{put}((w', \text{num}), c_{w'})$ 
10:    Client sends to server  $(key, value) \leftarrow \text{PiBas.Map}(w, id', op', c_{w'}, K[i][3])$ 
11:    Server runs  $\text{NEW}_i.\text{put}(key, value)$ 
12:    if  $|\text{NEW}_i| = 2^i$  then ▷ Client can deduce this from  $\text{upd}_{\text{cnt}}$ 
13:      Server sets  $\text{OLDEST}_{i-1} \leftarrow \text{OLD}_{i-1}$  and  $\text{OLDER}_{i-1} \leftarrow \emptyset$ 
14:      if  $\text{OLDEST}_i = \emptyset$  then server sets  $\text{OLDEST}_i \leftarrow \text{NEW}_i$  and client sets  $K[i][0] \leftarrow K[i][3]$ 
15:      else if  $\text{OLDER}_i = \emptyset$  then server sets  $\text{OLDER}_i \leftarrow \text{NEW}_i$  and client sets  $K[i][1] \leftarrow K[i][3]$ 
16:      else server sets  $\text{OLD}_i \leftarrow \text{NEW}_i$  and client sets  $K[i][2] \leftarrow K[i][3]$ 
17:      Client sets  $K[i][3] \leftarrow \text{PiBas.KeyGen}(1^\lambda)$ 
18: Client sets  $K[0][3] \leftarrow \text{PiBas.KeyGen}(1^\lambda)$ 
19: Client runs  $\text{PiBas.Setup}(K[0][3], (w, id, op))$  and sends the output to server who stores it as  $\text{NEW}_0$ 
20: if  $\text{OLDEST}_0 = \emptyset$  then server sets  $\text{OLDEST}_0 \leftarrow \text{NEW}_0$  and client sets  $K[0][0] \leftarrow K[0][3]$ 
21: else if  $\text{OLDER}_0 = \emptyset$  then server sets  $\text{OLDER}_0 \leftarrow \text{NEW}_0$  and client sets  $K[0][1] \leftarrow K[0][3]$ 
22: else server sets  $\text{OLD}_0 \leftarrow \text{NEW}_0$  and client sets  $K[0][2] \leftarrow K[0][3]$ 
23: Client sets  $\text{upd}_{\text{cnt}} \leftarrow \text{upd}_{\text{cnt}} + 1$ 

```

Fig. 4: SD_d : from PiBas to DSE (de-amortized version).

With SD_d , four encrypted indexes $\text{OLDEST}_i, \text{OLDER}_i, \text{OLD}_i$, and NEW_i are maintained for each $i = 0, \dots, \log N - 1$ (as it is shown in Figure 3). Each of the “old” indexes is either empty or contains exactly 2^i items. Moreover, if OLDEST_i is empty then so is OLDER_i , and if OLDER_i is empty then so is OLD_i . The fourth data structure NEW_i is either empty or a partially built index. The setup process of NEW_i is executed over 2^i updates. In this manner, we guarantee that each entry is stored in *exactly* one of the “old” encrypted index (across all sizes). Hence, the search protocol (Figure 4) is almost unchanged—the server just needs to search in at most three indexes per size.

Where SD_d strongly deviates from the amortized construction SD_a is during updates (Figure 4). Recall that we are using

$DB(w) \leftrightarrow \text{Search}(K, q, \sigma; EDB)$

Client \leftrightarrow Server:

```

1:  $\mathcal{X} \leftarrow \emptyset$ .
2: for  $i = \ell \dots 0$  do
3:   if  $\text{OLDEST}_i \neq \emptyset$  then
4:      $\mathcal{X} \leftarrow \mathcal{X} \cup \text{PiBas.Search}(K[i][0], \text{OLDEST}_i)$ 
5:   if  $\text{OLDER}_i \neq \emptyset$  then
6:      $\mathcal{X} \leftarrow \mathcal{X} \cup \text{PiBas.Search}(K[i][1], \text{OLDER}_i)$ 
7:   if  $\text{OLD}_i \neq \emptyset$  then
8:      $\mathcal{X} \leftarrow \mathcal{X} \cup \text{PiBas.Search}(K[i][2], \text{OLD}_i)$ 

```

Client:

```

9: Decrypt the entries of  $\mathcal{X}$  with  $K$  and parse them as  $(id, op)$ 
10:  $DB(w) \leftarrow \{id \mid (id, add) \in \mathcal{X} \wedge (id, del) \notin \mathcal{X}\}$ 

```

PiBas (Figure 12) but we are storing triplets of the form (w, id, del) . The update algorithm passes through all sizes i from largest to smallest and moves one element from the set of indexes of level $i - 1$ to the set of indexes of level i . For each level, if both $\text{OLDEST}_{i-1}, \text{OLDER}_{i-1}$ are non-empty, this implies that within the next 2^i updates an index of size 2^i needs to have been fully rebuilt—else we would run out of space at level $i - 1$! Therefore, one step of PiBas.Setup needs to be executed during each of these 2^i updates, moving one entry (w, id, op) from $\text{OLDEST}_{i-1} \cup \text{OLDER}_{i-1}$ into NEW_i . Moreover, to preserve forward privacy we must guarantee that this step does not reveal any information to the server. We explain how we achieve this next.

The EDB encrypted index of each PiBas instance con-

tains one map T the keys and values of which are computed with the `PiBas.Map` function. For each of the 2^i updates, the client retrieves from the server and decrypts one entry from the maps T corresponding to OLDEST_{i-1} and OLDER_{i-1} , sequentially from beginning to end, i.e., treating the maps as arrays (the position of the next entry to retrieve can be computed efficiently based only on the current global update counter). The `Map` algorithm takes as input K, w, id, op, c where K is a key for PiBas freshly chosen every time the client starts rebuilding NEW_i , w, id, op are read from the retrieved entry, and c is a counter that counts how many times w has already appeared in the NEW_i index. Unfortunately, c cannot be stored locally in an efficient manner. In order to retrieve it, we deploy one oblivious map OMAP_i for each size 2^i that maps w to c . At every step, the client queries the corresponding OMAP_i , uses the retrieved c to run `Map`, increments it, and stores it back to the same OMAP_i .

This leaves one issue to be handled: Between rebuilds of NEW_i , the counters c need to be reset as PiBas searches always start from zero. Since the client cannot do that in one pass efficiently, we use an alternative approach. OMAP_i maps (w, num) to c , where num is the number of times NEW_i has previously been rebuilt (computable from the current global update counter). When querying OMAP_i for (w, num) , the client treats all returned entries with $num' < num$ as null and can safely overwrite them.

Every time NEW_i is fully built (i.e., has size 2^i), the server moves it to the oldest non-empty index among OLDEST_i , OLDER_i , OLD_i . Moreover, both OLDEST_{i-1} and OLDER_{i-1} are deleted since their purpose is served—all of their entries have been moved to NEW_i . Then, if OLD_{i-1} exists, the server moves it to OLDEST_{i-1} . Finally, every update creates a “singleton” encrypted index at the oldest available slot for size 0 for the newly inserted entry. All PiBas instances are always instantiated with a freshly chosen key. Figure 3 illustrates the encrypted indexes after seven consecutive inserts.

Security. The backward privacy of SD_d is proven exactly in the same manner as that of SD_a since the search protocol is essentially the same. Forward privacy follows from these observations. First, for each update (w, id, op) the server sees a new PRF evaluation since we choose new PiBas keys for each instance and always increment the keyword counter for that keyword-instance combination. Second, our modified version of PiBas is response-hiding. Third, each update accesses a predetermined position in at most $2 \cdot \log N$ map data structures, and $\log N$ read/write oblivious map queries that do not reveal anything to the server about the accessed entries.

Efficiency. Updates require $O(\log N)$ OMAP queries. With the oblivious map of [55], their total access overhead is $O(\log^3 N)$, which is the dominating cost for updates. This is *worst-case* asymptotic update efficiency, as opposed to the amortized performance of SD_a . Search time is $O(a_w + \log N)$, same as that of the amortized version (up to three times slower due to multiple structures per size). Server storage is linear to the number of total updates; more concretely, the client chooses an upper bound on the total number of updates ahead of time and initializes the oblivious maps—for better server space efficiency, the above initialization can be split into multiple smaller steps, i.e., when the set of indexes of size

$i - 1$ becomes full we start initializing with dummy values the oblivious maps for the indexes of size $i + 1$.

Crucially, permanent client storage is $\tilde{O}(\log^2 N)$ in order to store all the OMAP stashes and the PiBas keys. For appropriately chosen parameters, this is very small in practice since these stashes are usually sparsely populated (see experimental evaluation in Section V). If we want to minimize client storage, there are two additional tricks: (i) stashes are stored at the server and downloaded as necessary during updates without affecting the update asymptotics, and (ii) the keys for PiBas are generated with a PRF from a single master secret key. These make the client storage $O(1)$. While describing SD_d in Figure 4, we assume parties store a counter cnt_i that is used to deduce which are the next elements to be retrieved for lazy rebuild. This is just for clarity of presentation; they can be efficiently computed by keeping a global update counter. Finally, although SD_d entails oblivious maps, they are *only* used during updates and *not* during searches. As a result of this, while updates require $O(\log N)$ rounds of interaction, searches are still non-interactive.

Clean-up of is somewhat more involved with SD_d but it only affects the performance of updates and not searches. At a high level, the client maintains an additional OMAP OM_{del} accessed with key (w, id) . During updates, while writing a record to NEW_i , for $i > 0$, the client looks up OM_{del} . If he receives \perp he proceeds normally, else he writes a dummy value to NEW_i instead.

IV. EFFICIENT DSE WITH QUASI-OPTIMAL SEARCH

In this section, we present our third construction QOS that achieves quasi-optimal search time, according to Definition 4. The only existing backward-private constructions that achieve this are Orion and Horus from [29]. Both these schemes replace each of the n_w accesses necessary for retrieving the result $DB(w)$ with an oblivious map/oblivious RAM access. Contrary to this, QOS requires a single read and write to an oblivious map during search (independently of n_w); the remaining computation for retrieving the result is executed at the server by traversing a tree data structure that serves as a “pivot” to identify deleted entries.

The basic idea behind QOS is described in Figure 5. Consider a full binary tree with N leaves, where N is an upper bound on the total number of insertions in the DSE (N can also serve as a trivial bound for the number of deletions). The function $label(v)$ returns a value in $[1, 2N - 1]$ which is the result of the “natural” labeling of tree nodes as follows: The N leaves are labeled from leftmost to rightmost with $1, \dots, N$. The remaining nodes are labeled in an increasing order per level and from left to right, e.g., the parent of the two leftmost leaves is labeled with $N + 1$, its right sibling with $N + 2$, and so on, all the way to the root that is labeled with $2N - 1$. Every node has a corresponding color $c_v \in \{\text{white}, \text{black}\}$; all nodes are initially white. The client holds a “conceptual” tree like this for every keyword w . In said tree, inserted entries correspond to leaves that are being populated from *left to right*, i.e., after i_w insertions (and without deletions), the result of the search is related to the i_w first leaves with labels $1, \dots, i_w$.

For each deletion, the client needs to mark one node as black. Assuming the deleted entry was previously stored at

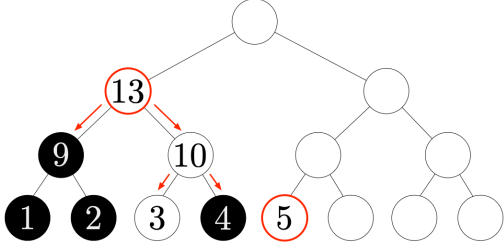


Fig. 5: Update tree for QOS with maximum insertions $N = 8$. Nodes are labeled with $[1, 15]$ leaf-to-root and left-to-right. This is the tree state after five insertions 1-5, and three deletions for 1, 2, 4. A subsequent search starts from the Best Range Cover of leaves $[1, 5] = (13, 5)$ and proceeds downwards until it finds a black node or a leaf. The result is $(3, 5)$.

the j -th leaf, this is the node that will be marked as black. However, additional nodes may be marked black according to the following simple rule: “if both children of a node are black, it is also marked black.” Hence, for the above deletion the client needs to access the colors of all the ancestors of the j -th leaf and their siblings. With this information, he can update their colors accordingly. Simply, each deletion “eliminates” an entire subtree by marking its root black.

During a search after i_w insertions, the leafs that contain the result can be reached as follows. First, we compute the Best Range Cover for leafs with labels $[1, i_w]$. Then, starting independently from each node in the Best Range Cover the search progresses downwards towards the leafs. If it encounters a black node it stops (knowing that there is no undeleted entry below). Upon reaching a leaf that is not black, the corresponding entry is added to the result. In our analysis we show that, while the entire subtree that covers the leafs $[1, i_w]$ is of size $< 2i_w$, the nodes that are accessed during this process are $O(n_w \log i_w)$. Next, we describe our scheme in detail and we explain the implementation decisions we made in order to hide the necessary actions for manipulating this tree.

Setup. During Setup (Figure 6), the client initializes three empty OMAPs with capacity $|W|, N, N$, respectively:

- (i) OM_{cnt} maps keywords w to cnt_w and i_w , where cnt_w is the number of previous searches for w , and i_w is number of previous insertions for w .
- (ii) OM_{del} maps each keyword-file identifier pair w, id to $label(v)$ where v is the leaf to which it was inserted; during deletions, this is used to retrieve the “position” of the entry to be deleted.
- (iii) OM_{state} maps a keyword-node label pair $w, label(v)$ to the color of the node v .

The encrypted index EDB stored at the server consists of the oblivious maps and two empty maps \mathcal{I}, \mathcal{D} of capacity N, D respectively (D is an upper bound on deletions that can also serve as the capacity of OM_{state} ; trivially it can be set to $O(N)$). The client stores locally the states of the three oblivious maps, two PRF keys $k_{\mathcal{I}}, k_{\mathcal{D}}$ and a symmetric encryption key k .

Update. For updates (Figure 6), the client first retrieves the number of previous searches cnt_w and the insertion count i_w

via OM_{cnt} . Then, we describe the two cases separately. For insertions (lines 2-6), the client increments the update count and writes it to OM_{cnt} . He also writes an entry at OM_{del} that maps (w, id) to the leaf location where it is stored in \mathcal{I} (this will be used for deleting this entry in the future). Finally, the client encrypts $id, i_w + 1$. The resulting ciphertext is stored at the server in map \mathcal{I} at a location computed by the hash function H , using a token tk that the client computes pseudorandomly with $k_{\mathcal{I}}$ for $(w, i_w + 1)$.

For deletions (lines 7-17), the client retrieves the label pos of the tree leaf at which w, id has been stored via OM_{del} . Then, he computes the labels of all the ancestors and the siblings of the ancestors of pos , and retrieves their colors from OM_{state} (lines 9-12). With these, he can update the colors of all the ancestors of pos (in the simplest case, pos is set to black, more generally this deletion may cause some of its ancestors to become black too). Finally, the client finds d_j , the furthest ancestor of pos that was first set to black during this deletion. He then marks an entry at \mathcal{D} (at the server) at a location computed by the hash function H' , using a token tk that the client computes pseudorandomly with $k_{\mathcal{D}}$ for (w, d_j) , as well as store its new color at OM_{state} .

Search. During searches Figure 6, the client first retrieves cnt_w, i_w from OM_{cnt} and pseudorandomly computes two search tokens for w, cnt_w : (i) $tk_{\mathcal{I}}$ is computed with $k_{\mathcal{I}}$ and will be used to retrieve the result, and (ii) $tk_{\mathcal{D}}$ is computed with $k_{\mathcal{D}}$ and will be used to identify black nodes encountered during the search, corresponding to deletions. These tokens and i_w are sent to the server. The client also increments the search counter cnt_w and stores it to OM_{cnt} .

The server first computes the set of tree nodes d_0, \dots, d_m that constitute the Best Range Cover of leaf nodes $[0, i_w]$ —each entry of $DB(w)$ will be related to a descendant of one of d_i . The search process is quite simple and it entails a recursive search process starting from each of d_i and progressing downwards at the tree (Figure 6, Algorithm RecSrc). At each node d , the server checks whether the location $H'(tk_{\mathcal{D}}, d)$ has been written at \mathcal{D} , in which case, this is a “black” node, i.e., any previously inserted entries at the subtree with root d have since been deleted. Hence, the server can simply record its node label and return. Otherwise, he proceeds to parse its children. Upon reaching a leaf that is not black, the server returns the encrypted entry from \mathcal{I} at position $H(tk_{\mathcal{I}}, d)$ —since d is a non-deleted leaf, it corresponds to an entry of $DB(w)$.

The server returns to the client all retrieved values from \mathcal{I} and all marked entries from \mathcal{D} that correspond to black nodes encountered during the tree traversal (and removes them from \mathcal{I}, \mathcal{D}). The client computes $DB(w)$ by decrypting the first ones. Finally, he “re-maps” all the entries of \mathcal{I} and \mathcal{D} , using new pseudorandom tokens with keys $k_{\mathcal{I}}, k_{\mathcal{D}}$ respectively but increased search counter cnt_w , and sends them back to the server who stores them at \mathcal{I} and \mathcal{D} .

Security. QOS is forward-private because during updates the server observes two types of accesses: (i) a fixed number of oblivious map operations (depending on the type of update) that reveal nothing, and (ii) a pair $(key, value)$ that consists of the outputs of a hash function modeled as a random oracle, and a semantically secure ciphertext. The latter clearly reveals nothing. For the former, note that we ensure that the same input

F is a PRF, $RND = (Gen, Enc, Dec)$ is a semantically secure symmetric encryption scheme, and H, H' are hash functions.

$(K, \sigma; EDB) \leftarrow \text{Setup}(1^\lambda)$

- 1: Initialize OMAPs OM_{del}, OM_{state} of capacity N
- 2: Initialize OMAP OM_{cnt} of capacity $|W|$
- 3: Initialize empty maps \mathcal{D}, \mathcal{I}
- 4: Set $EDB \leftarrow \{OM_{cnt}, OM_{del}, OM_{state}, \mathcal{D}, \mathcal{I}\}$
- 5: $k_{\mathcal{I}} \leftarrow F.Gen(1^\lambda), k_{\mathcal{D}} \leftarrow F.Gen(1^\lambda),$
 $k \leftarrow RND.Gen(1^\lambda)$
- 6: State σ contains the OMAP states
- 7: Key K contains $k_{\mathcal{I}}, k_{\mathcal{D}}, k$

$(K, \sigma, EDB) \leftrightarrow \text{Update}(K, op, w, id, \sigma; EDB)$

Client:

- 1: $(cnt_w, i_w) \leftarrow OM_{cnt}.get(w)$
- 2: **if** $op = add$ **then**
- 3: $OM_{cnt}.put(w, (cnt_w, i_w + 1))$
- 4: $OM_{del}.put((w, id), i_w + 1)$
- 5: $tk \leftarrow F(k_{\mathcal{I}}, (w, cnt_w))$
- 6: $key \leftarrow H(tk, (w, i_w + 1)),$
 $value \leftarrow Enc(k, (id, i_w + 1))$
- 7: **else** $\triangleright op = del$
- 8: $pos \leftarrow OM_{del}.get(w, id)$
- 9: $d_0 \dots d_p \leftarrow$ labels of ancestors of $pos \triangleright d_0 = pos$
- 10: $d'_0 \dots d'_p \leftarrow$ labels of siblings of $d_0 \dots d_p \triangleright d'_p = \perp$
- 11: **for each** d_i **do** color $c_i \leftarrow OM_{state}.get(w, d_i)$
- 12: **for each** d'_i **do** color $c'_i \leftarrow OM_{state}.get(w, d'_i)$
- 13: $c_0^{new}, \dots, c_p^{new} \leftarrow$ Update the colors c_i
- 14: Let $j \leftarrow \max\{i \mid c_i^{new} \neq c_i \wedge c_i^{new} = \text{black}\}$
- 15: $OM_{state}.put((w, d_j), c_j^{new})$
- 16: $tk \leftarrow F(k_{\mathcal{D}}, (w, cnt_w))$
- 17: $key \leftarrow H'(tk, (w, d_j)); value \leftarrow 1$
- 18: Send $(key, value)$ to server

Server:

- 19: **if** $op = add$ **then** $\mathcal{I}.put(key, value)$
- 20: **else** $\mathcal{D}.put(key, value)$

$DB(w) \leftrightarrow \text{Search}(K, q, \sigma; EDB)$

Client:

- 1: $(cnt_w, i_w) \leftarrow OM_{cnt}.get(w)$
- 2: $tk_{\mathcal{I}} \leftarrow F(k_{\mathcal{I}}, (w, cnt_w)); tk_{\mathcal{D}} \leftarrow F(k_{\mathcal{D}}, (w, cnt_w))$
- 3: $cnt_w \leftarrow cnt_w + 1; OM_{cnt}.put(w, (cnt_w, i_w))$
- 4: Send $(tk_{\mathcal{I}}, tk_{\mathcal{D}}, i_w)$ to server

Server:

- 5: $d_0, \dots, d_m \leftarrow$ labels of Best Range Cover for leafs $[1, i_w]$
- 6: $(\mathcal{X}, \mathcal{Y}) \leftarrow (\emptyset, \emptyset) \triangleright \mathcal{X}$ will contain encrypted result, \mathcal{Y} the labels of black nodes encountered in search
- 7: **for** $i = 0 \dots m$ **do**
- 8: $(\mathcal{X}, \mathcal{Y}) \leftarrow (\mathcal{X}, \mathcal{Y}) \cup \text{RecSrc}(EDB, tk_{\mathcal{I}}, tk_{\mathcal{D}}, d_i)$
- 9: Send \mathcal{X}, \mathcal{Y} to client

Client:

- 10: $(DB(w), \mathcal{X}', \mathcal{Y}') \leftarrow (\emptyset, \emptyset, \emptyset)$
- 11: **for** $x \in \mathcal{X}$ **do**
- 12: $(id, leaf) \leftarrow RND.Dec(k, x)$
- 13: $tk \leftarrow F(k_{\mathcal{I}}, (w, cnt_w)); key \leftarrow H(tk, (w, leaf))$
- 14: $value \leftarrow RND.Enc(k, (id, leaf))$
- 15: $\mathcal{X}' \leftarrow \mathcal{X}' \cup (key, value)$
- 16: $DB(w) \leftarrow DB(w) \cup id$
- 17: **for** $y \in \mathcal{Y}$ **do**
- 18: $tk \leftarrow F(k_{\mathcal{I}}, (w, cnt_w)), key \leftarrow H'(tk, (w, y))$
- 19: $\mathcal{Y}' \leftarrow \mathcal{Y}' \cup (key, 1)$

20: Shuffle each of $\mathcal{X}', \mathcal{Y}'$ and send them to server

Server:

- 21: **for** $(key, value) \in \mathcal{X}'$ **do** $\mathcal{I}.put(key, value)$
- 22: **for** $(key, value) \in \mathcal{Y}'$ **do** $\mathcal{D}.put(key, value)$

$(\mathcal{X}, \mathcal{Y}) \leftarrow \text{RecSrc}(EDB, tk_{\mathcal{I}}, tk_{\mathcal{D}}, d)$

- 1: **if** $\mathcal{D}.get(H'(tk_{\mathcal{D}}, d)) = 1$ **then return** (\emptyset, d)
- 2: **if** d is a leaf **then return** $(\mathcal{I}.get(H(tk_{\mathcal{I}}, d)), \emptyset)$
- 3: Let d_l, d_r be the labels of the left and right child of d
- 4: $(\mathcal{X}_l, \mathcal{Y}_l) \leftarrow \text{RecSrc}(EDB, tk_{\mathcal{I}}, tk_{\mathcal{D}}, d_l)$
- 5: $(\mathcal{X}_r, \mathcal{Y}_r) \leftarrow \text{RecSrc}(EDB, tk_{\mathcal{I}}, tk_{\mathcal{D}}, d_r)$
- 6: **return** $(\mathcal{X}_l \cup \mathcal{X}_r, \mathcal{Y}_l \cup \mathcal{Y}_r)$

Fig. 6: QOS: DSE with quasi-optimal search time $O(n_w \log(i_w))$.

is never passed to the random oracle twice during updates. This follows from incrementing i_w during insertions and from the fact that deletions never mark the same node as black. Since the input to the random oracle contains a token computed from a PRF for which the server does not have the key (and is only revealed during a future search), querying the oracle for “valid” values not previously seen is infeasible. Finally, note that after every search both tokens are changed so the server cannot connect future updates with ones prior to the search.

Regarding backward privacy, during searches the server learns the PRF tokens $k_{\mathcal{I}}, k_{\mathcal{D}}$ which allows him to compute the \mathcal{I}, \mathcal{D} locations that he needs to access. This also allows him to recall when these entries in \mathcal{I}, \mathcal{D} were made, i.e., the timestamp and type for all update operations for the queried keyword w . Moreover, since the topology of the tree is revealed to the server and the leafs of the tree are naturally mapped to timestamps of insertions, the server can deduce exactly which deletion canceled which prior insertion. As a result of this,

QOS achieves BP-III.

Efficiency. Updates with QOS require $O(\log N)$ OMAP queries resulting to a total of $O(\log^3 N)$ operations and $\log N$ roundtrips, using the OMAP of [55]. Setup is linear to N, D , the upper bound on insertions and deletions, as is the server’s storage. The search time can be computed as follows. The OMAP queries take $O(\log^2 |W|)$ operations. Computing the Best Range Cover takes $O(\log i_w)$, same as the cover size itself. Parsing the tree in order to retrieve the result, takes $O(n_w \log i_w)$ since n_w leafs will be reached and the maximum height from each of them to the one of the nodes in the Best Range Cover is $\log i_w$. Even if every node along this traversal has a black sibling (which is a huge overestimation), the total number of black nodes encountered is $O(n_w \log i_w)$ as well. From all the above, the total search overhead with QOS is $O(n_w \log i_w + \log^2 |W|)$ and it takes $O(\log |W|)$ rounds of interaction.

The client’s permanent storage is $O(\log^2 N)$ due to the OMAP stashes. If necessary, this can again be reduced to $O(1)$ at no asymptotic cost by storing the stashes at the server.

V. EXPERIMENTAL EVALUATION

We implemented our three schemes in C++ in order to benchmark their performance and compare them with previous works. We used the OpenSSL [4] library for AES for our PRF and semantically secure encryption. For our experiments we used r5.8xlarge AWS machines with 32-core Intel Xeon 8259CL 2.5GHz processor, running Ubuntu 16.04 LTS, with 256GB RAM, 100GB SSD (GP2), and AES-NI enabled. All schemes were instantiated on a single machine with in-memory storage. Our implementations are publicly available in [28].

We compared SD_a and SD_d with the previous state-of-the-art schemes with small client storage which can be achieved by the “word counter + oblivious map” approach. As described in the introduction, several schemes can be used in this manner, but MITRA [29] is simultaneously the most efficient and most secure (BP-II). For QOS, the main competitor is HORUS [29] which is the fastest existing quasi-optimal scheme. Orion achieves BP-I but it is considerably slower in practice. For both these schemes, we used the code provided in [30].

Since we do not adopt a “clean-up” phase for SD_a and SD_d , for fairness we also run MITRA without clean-up (this is faster than the MITRA* numbers reported in [29] by up to 50%). We stress that both schemes are compatible with clean-up, with an additional update cost for SD_d and at no additional search cost for either one. For SD_a and SD_d we used one additional optimization, by storing the first 10 levels of the index collections locally. As we demonstrate below, the effect of this on local storage is small enough to be negligible, but it helps further improve their performance otherwise.

Our basic efficiency measurement is computation time and total communication size for search and update operations. In our experimental evaluation, we consider as unit-size a record/tuple (e.g., x-axis in Figures 7(b), 9(a) and 9(b))—the database in bytes can be obtained by multiplying the number of tuples with the tuple size (e.g., in crime dataset [1] the tuple-size is 210 bytes). For real-world application a tuple size may vary from a few bytes to GB, but in this section we focus only on the index costs/overheads, i.e., find the tuple/record identifiers that satisfy the encrypted queries, ignoring the costs for locating-downloading-decrypting the actual tuples/records, since the latter cost is common for all DSE schemes.

We consider variable datasets of synthetic records and size $|DB| = 10^2 - 10^8$ records, setting $|W|$ (i.e., the total number of keywords) to one-hundredth of $|DB|$. We also vary the search result size between $10 - 10^5$. Each record, i.e., keyword-document id pair, of our synthetic datasets consists of a 4-byte integer index file and an alphanumeric keyword of size ≤ 11 characters. We create the dataset to contain keywords with variable result sizes between $10 - 10^5$ records. For instance, for a tested result size x , we create a random keyword with x random files identifiers and we distribute uniformly at random the remaining records to the remaining keywords. We also repeated the experiments on a real dataset (see Figures 8 and 11) consisting of 22 attributes and 6,123,276 records of reported crime incidents in Chicago [1]. The used query

attribute is the *location description* which contains 170 distinct keywords. Among these keywords the one with minimum frequency contains 1 record, while the one with maximum frequency comprises 1,631,721 records.

In our experiments, before searching for w we delete at random 10% of its corresponding entries (unless stated otherwise), in order to show the impact of deletions in the search performance. The average of 10 executions is reported.

A. Search performance

Computation time. Figure 7(a) shows the execution time when searching for different result sizes and Figure 7(b) for different database sizes. First, we note that the time increases more steeply with larger result sizes than with larger $|DB|$, as expected. Second, for small result sizes SD_a and SD_d are much faster than MITRA. E.g., for $|DB(w)| = 10$ they are $85\times$ and $20\times$ faster than MITRA, respectively. This comes naturally as, for such sizes, the OMAP overhead of MITRA is dominating. Concretely, for retrieving 100 result records from a dataset of size 10^6 , SD_a takes 0.09ms, SD_d 0.12ms, and MITRA 1.11ms. As $|DB(w)|$ grows, the OMAP overhead becomes less important, and the performance of the three schemes converges, e.g., for 10^4 and $|DB| = 10^6$, SD_a takes 9.8ms, SD_d 13.3ms, and MITRA 13.2ms.

QOS has tremendously better search performance compared to the previous best quasi-optimal scheme HORUS, ranging from 4.4 up to $16531\times$ faster. This comes naturally as the number of oblivious operations for HORUS is $O(|DB(w)|)$ ORAM accesses, whereas for QOS it is a single OMAP access to retrieve the counter a_w . E.g., for $|DB(w)| = 10^4$ and $|DB| = 10^6$, HORUS takes ~ 50 sec and QOS takes 33.5ms. The performance of QOS is worse than MITRA, which is explained from the relatively small deletion rate (10%)—quasi-optimal schemes like QOS perform better for large deletion rates (for 10% deletions a_w is very close to n_w).

Communication size. Figure 7(c) shows the search communication size when $|DB(w)|$ varies between $10 - 10^5$ for $|DB| = 10^6$. For all schemes, communication is increasing almost linearly with the result size. One exception is QOS and MITRA where for small result sizes (e.g., < 1000) because the communication cost is dominated by the OMAP operations. In practice, QOS requires $19 - 53\times$ less communication than HORUS whose overhead is dominated by the ORAM accesses. For $|DB(w)| = 1000$, QOS sends 40KB whereas HORUS sends 2MB. Furthermore, SD_d requires $2 - 10\times$ and SD_a $14\times$ smaller communication size for search than MITRA, since both in SD_a and SD_d search does not depend on oblivious accesses. For the same result size as above, SD_a sends 19.7KB, SD_d 19.9KB, and MITRA 44KB.

In addition to the results presented in Figure 7, we also compared our schemes with MITRA with local storage (which can be up to $O(N)$ as we have discussed in the Introduction). We measured the search computation time and communication size of variable database size between $10^2 - 10^6$ and we report that MITRA is more efficient than QOS, has similar performance with SD_d , while it is worse than SD_a . In Figure 8, we repeated the above experiments for the search costs, i.e., communication time and computation size, for the crime dataset and we observe similar conclusions.

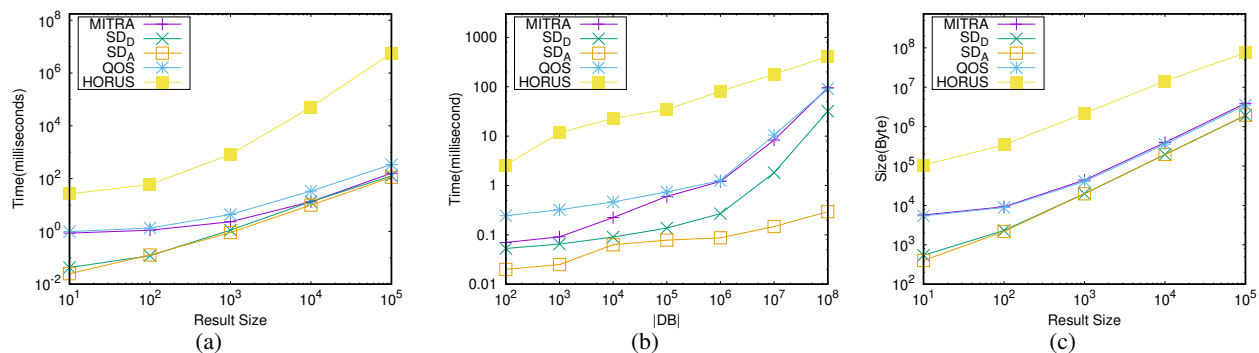


Fig. 7: Synthetic Dataset—Search (a) computation time vs. variable result size for $|DB| = 1M$, (b) computation time vs. variable $|DB|$ for result size 100, (c) communication size vs. variable result size for $|DB| = 1M$.

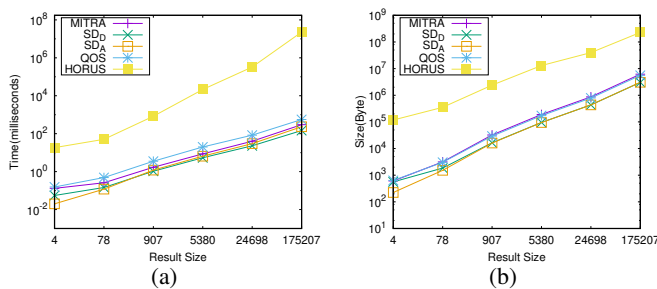


Fig. 8: Crime Dataset—Search (a) computation time vs. variable result size, (b) communication size vs. variable result size.

B. Update performance

Computation time. Figure 9 shows (a) the update computation time and (b) the update communication size for variable database sizes for all schemes except for SD_a , which has *amortized* update cost. The update performance of SD_a is reported in Figure 9(c), which shows the update time (step-by-step) for a sequence of 10^3 consecutive updates (insertions/deletions), starting from empty DB . As explained above, we store the first 10 levels of SD_d locally to optimize performance, hence for small database sizes the update time is negligible (less than 0.01ms).

For our tested sizes, MITRA is 1 to $21\times$ faster than SD_d (e.g. for $|DB| = 10^6$ its update time is 1ms while SD_d takes 14ms). We stress that the update time of SD_d is increasing with the number of updates, as more OMAP accesses are necessary. Regarding QOS, we consider only delete operations since they are costlier than insertions. Compared to HORUS our deletion time is, as expected, slightly worse—up to $1.7\times$ slower for the tested sizes (e.g., for $|DB| = 10^8$ QOS takes 281ms and HORUS 233ms). Figure 9(c) shows the SD_a update time for 10^3 consecutive updates. For each update, the client has to fetch and merge some of the previously filled indexes, which corresponds to the variable cost shown in the plot. For 10^3 updates, the minimum and maximum observed times are $1\mu s$ and $777\mu s$, and the average is $7\mu s$.

Communication size. Figure 9(b) shows the update communication size which (not surprisingly) has similar patterns with Figure 9(a). For SD_d , due to our optimization (keeping 10 levels locally) the communication size for $|DB| \leq 10^3$ is zero.

For $|DB| > 10^3$, the cost of SD_d is larger than MITRA (e.g., 508KB vs. 12KB for $|DB| = 10^8$). Regarding QOS versus HORUS, the first requires 0.9 to $3.1\times$ more communication than the latter (e.g. for $|DB| = 10^8$ QOS sends 1.6MB, whereas HORUS sends 536KB).

As it is expected, MITRA with local storage has significant more efficient update costs compared to our schemes, since it takes advantage of storing locally the word counters (assuming up to $O(N)$ local storage)—for each update MITRA with local storage requires to compute two PRF evaluations and to store the new value on the server.

C. Client storage

For all schemes, we store the OMAP stashes and all the keys in K locally at the client. We are interested in measuring the permanent local client storage, in order to ensure it remains reasonably small. Throughout our experiments, the permanent local storage for QOS, HORUS, and MITRA was never above 2.5KB, even for $|DB| = 10^6$. With our optimization of storing the 10 smallest levels locally at the client, SD_a and SD_d needed at most 33KB and 150KB local client storage, respectively (without this optimization, the corresponding sizes were 400B and 18KB respectively). Recall that we can further reduce the local storage to few bytes ($O(1)$) by storing the stashes on the server and generating the keys from a PRF. However, we consider these sizes *essentially negligible* for modern devices, even for tablets and mobile phones.

D. Quasi-optimal search performance for variable deletion percentages

Our main motivation for studying DSE with quasi-optimal search time is to avoid paying the cost of past deletions during searches. In all the above experiments, we assume a 10% deletion ratio, rendering the effect of deletions for search negligible. Now, we focus on our new quasi-optimal scheme QOS and we provide experiments for variable deletion ratios.

As is evident from the experiments so far, QOS vastly outperforms the previous state-of-the-art quasi-optimal DSE HORUS for searches. In this set of experiments, we compare QOS with SD_d and MITRA (the latter two schemes had better performance for 10% deletions). In this setting, we first insert a fixed number of entries i_w for keyword w and then report the search time after deleting a percentage of i_w between 0-90%. We focus on two cases $i_w = 100$ (*small results*) and

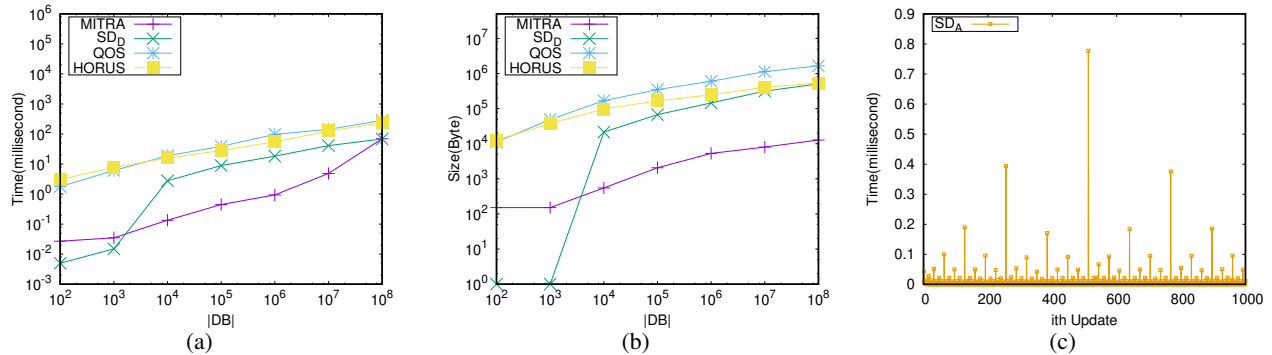


Fig. 9: Synthetic Dataset—Update (a) computation time vs. variable $|DB|$, (b) communication size vs. variable $|DB|$, (c) computation time with SD_a for 1000 updates starting from empty DB .

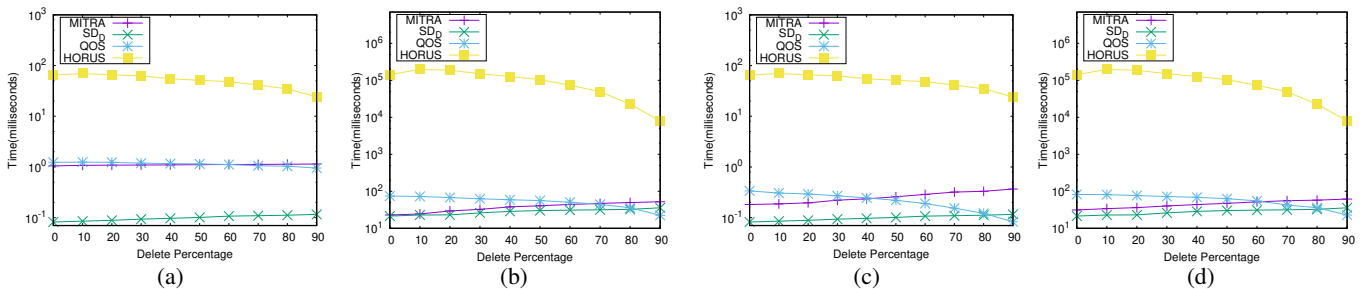


Fig. 10: Synthetic Dataset—Search computation time for $|DB| = 1M$ and variable deletion percentage for: (a) $i_w = 100$ using OMAP, (b) $i_w = 20K$ using OMAP, (c) $i_w = 100$ storing word counters locally, (d) $i_w = 20K$ storing word counters locally.

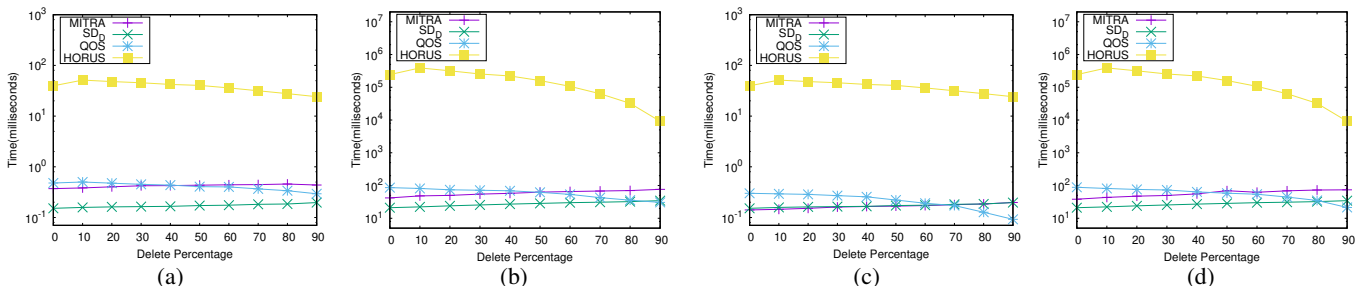


Fig. 11: Crime dataset—Search computation time and variable deletion percentage for: (a) $i_w = 78$ using OMAP, (b) $i_w = 24698$ using OMAP, (c) $i_w = 78$ storing word counters locally, (d) $i_w = 24698$ storing word counters locally.

$i_w = 20K$ (large results). Since both SD_d and MITRA have search $\Omega(a_w)$ their performance should worsen as the deletion rate increases. On the other hand, the search time of QOS should be better. Hence, we want to find at which deletion ratio QOS will outperform the others.

Figure 10 shows the results for small (a) and large (b) i_w respectively. First, for $i_w = 100$ QOS and MITRA have similar search times since the main bottleneck for both is the OMAP accesses. However, QOS becomes slightly faster and MITRA slightly slower as the deletion ratio increases; the first outperforms the second after roughly 60%. On the other hand, SD_d remains much faster than both of them throughout the experiment since it does not need to perform OMAP accesses. The results are different for $i_w = 20K$ in Figure 10(b). QOS starts off much slower (as was the case in the experiments above), however, it becomes faster very quickly as deletions increase. It outperforms MITRA at $\sim 65\%$ and even SD_d at $\sim 80\%$! The reason is that for large i_w the OMAP cost becomes

a small percentage of the search process.

We believe that these results serve as a good indication for the practical potential of schemes with (quasi-)optimal search time while there is still room for improvement. To further support this point, we consider another scenario in which permanent client storage is not a bottleneck and we implement both QOS and MITRA to store the word counter maps locally (avoiding the OMAP overhead) The results are shown in Figures 10(c) and (d) for $i_w = 100$ and 20K, respectively. They follow the trends of the corresponding Figures 10(a),(b), but the crossover points are moved to the left. QOS becomes better than MITRA for $\sim 40\%$ deletions for $i_w = 100$, and for $\sim 60\%$ for $i_w = 20K$. Compared to SD_d , it becomes better in both cases at $\sim 80\%$ (in the previous scenario, SD_d was strictly better for $i_w = 100$). In Figure 11, we repeated the experiments for the search costs with variable deletion percentage for the crime dataset and we observe similar conclusions.

VI. CONCLUSION

In this paper, we revisited the problem of forward and backward private DSE. Prior state-of-the-art schemes either require from the client to store a counter per keyword, or obliviously access this information at the server limiting their practicality for real-world applications. We presented three new schemes with *constant permanent client storage* and better search performance, both asymptotically and experimentally, than previous works. Moreover, our two schemes SD_a and SD_d not only eliminate the need for oblivious accesses during searches but also minimize the required round-trips. The main drawback of SD_a is during updates, since it has a $O(\log N)$ amortized update cost. The latter means that some updates that are cheap (e.g., $O(1)$), and other that are very expensive (e.g., $O(N)$)—see Figure 9(c). This is the main motivation for proposing SD_d , which tackles the aforementioned problem by providing a de-amortized update cost. As we have shown, for small deletion percentage both SD_a and SD_d provide better search performance (both asymptotically and experimentally) than the previous state-of-the-art MITRA. However, the main problem of the above schemes is that the search time depends on prior deleted documents, which in the worst-case may lead to $O(N)$ search overheads. Thus, for delete intensive query workloads, we propose QOS which is the most efficient DSE with quasi-optimal search time, improving previous performance of quasi-optimal DSE schemes by orders of magnitude. For many practical scenarios, we believe that SD_d will be a better choice than QOS; however QOS has been a step towards achieving optimal search performance, since it has only a logarithmic overhead compared to the optimal search time and as we show experimentally for $>80\%$ deletion percentage (hypothetical delete-intensive workload) QOS becomes a better choice. Regarding future work, one possible direction is to develop forward and backward private schemes with *optimal* search time, ideally without oblivious primitives and with small client storage.

ACKNOWLEDGEMENTS

This work was supported in part by NSF awards #1514261 and #1652259, the National Institute of Standards and Technology, and by Hong Kong RGC grant ECS-26208318. We thank Jeremiah Blocki for shepherding the paper and the anonymous reviewers for their valuable suggestions and comments.

REFERENCES

- [1] “Crimes 2001 to present (city of chicago). <https://data.cityofchicago.org/public-safety/crimes-2001-to-present/ijzp-q8t2>.”
- [2] “Pixek app. <https://pixek.io/>.”
- [3] “Tpc-h benchmark. <http://www.tpc.org/tpch>.”
- [4] “OpenSSL: The open source toolkit for SSL/TLS,” <https://www.openssl.org/>, 2003.
- [5] G. Amjad, S. Kamara, and T. Moataz, “Forward and backward private searchable encryption with SGX,” in *EuroSec*, 2019.
- [6] G. Asharov, I. Komargodski, W. Lin, K. Nayak, and E. Shi, “Oporama: Optimal oblivious RAM,” *IACR*, 2018.
- [7] G. Asharov, M. Naor, G. Segev, and I. Shahaf, “Searchable symmetric encryption: optimal locality in linear space via two-dimensional balanced allocations,” in *STOC*, 2016.
- [8] D. Boneh and B. Waters, “Constrained pseudorandom functions and their applications,” in *ASIACRYPT*, 2013.
- [9] R. Bost, “Sofos: Forward secure searchable encryption,” in *CCS*, 2016.

- [10] R. Bost, B. Minaud, and O. Ohrimenko, “Forward and backward private searchable encryption from constrained cryptographic primitives,” in *CCS*, 2017.
- [11] E. Boyle, S. Goldwasser, and I. Ivan, “Functional signatures and pseudorandom functions,” in *PKC*, 2014.
- [12] D. Cash, J. Jaeger, S. Jarecki, C. Jutla, H. Krawczyk, M. Rosu, and M. Steiner, “Dynamic Searchable Encryption in Very-Large Databases: Data Structures and Implementation,” in *NDSS*, 2014.
- [13] D. Cash, S. Jarecki, C. Jutla, H. Krawczyk, M.-C. Roşu, and M. Steiner, “Highly-Scalable Searchable Symmetric Encryption with Support for Boolean Queries,” in *CRYPTO*, 2013.
- [14] D. Cash and S. Tessaro, “The Locality of Searchable Symmetric Encryption,” in *EUROCRYPT*, 2014.
- [15] Y.-C. Chang and M. Mitzenmacher, “Privacy Preserving Keyword Searches on Remote Encrypted Data,” in *ACNS*, 2005.
- [16] Y. Chang and M. Mitzenmacher, “Privacy preserving keyword searches on remote encrypted data,” in *ACNS 2005*, 2005.
- [17] M. Chase and S. Kamara, “Structured encryption and controlled disclosure,” in *ASIACRYPT*, 2010.
- [18] S. Chaudhuri and U. Dayal, “An overview of data warehousing and olap technology,” *SIGMOD*, 1997.
- [19] R. Curtmola, J. Garay, S. Kamara, and R. Ostrovsky, “Searchable Symmetric Encryption: Improved Definitions and Efficient Constructions,” in *CCS*, 2006.
- [20] I. Demertzis, D. Papadopoulos, and C. Papamanthou, “Searchable encryption with optimal locality: Achieving sublogarithmic read efficiency,” in *CRYPTO*, 2018.
- [21] I. Demertzis, S. Papadopoulos, O. Papapetrou, A. Deligiannakis, M. Garofalakis, and C. Papamanthou, “Practical private range search in depth,” *TODS*, 2018.
- [22] I. Demertzis, S. Papadopoulos, O. Papapetrou, A. Deligiannakis, and M. N. Garofalakis, “Practical private range search revisited,” in *SIGMOD*, 2016.
- [23] I. Demertzis and C. Papamanthou, “Fast Searchable Encryption With Tunable Locality,” in *SIGMOD*, 2017.
- [24] I. Demertzis, R. Talapatra, and C. Papamanthou, “Efficient searchable encryption through compression,” *PVLDB*, 2018.
- [25] M. Etemad, A. K p c , C. Papamanthou, and D. Evans, “Efficient dynamic searchable encryption with forward privacy,” *PETS*, 2018.
- [26] S. Faber, S. Jarecki, H. Krawczyk, Q. Nguyen, M. Rosu, and M. Steiner, “Rich Queries on Encrypted Data: Beyond Exact Matches,” in *ES-ORICS*, 2015.
- [27] S. Garg, P. Mohassel, and C. Papamanthou, “TWRAM: efficient oblivious RAM in two rounds with applications to searchable encryption,” in *CRYPTO*, 2016.
- [28] J. Ghareh Chamani, “Implementation of QOS, SDA, and SDD,” <https://github.com/jgharehchamani/Small-Client-SSE>, 2019.
- [29] J. Ghareh Chamani, D. Papadopoulos, C. Papamanthou, and R. Jalili, “New constructions for forward and backward private symmetric searchable encryption,” in *CCS*, 2018.
- [30] J. Ghareh Chamani, “Implementation of Mitra, Orion, Horus, Fides, and Diana_Del,” <https://github.com/jgharehchamani/SSE>, 2018.
- [31] O. Goldreich, S. Goldwasser, and S. Micali, “On the cryptographic applications of random functions,” in *CRYPTO*, 1984.
- [32] F. Hahn and F. Kerschbaum, “Searchable encryption with secure and efficient updates,” in *CCS*, 2014.
- [33] A. Hamlin, A. Shelat, M. Weiss, and D. Wichs, “Multi-key searchable encryption, revisited,” in *PKC*, 2018.
- [34] S. Kamara and T. Moataz, “Boolean searchable symmetric encryption with worst-case sub-linear complexity,” in *EUROCRYPT*, 2017.
- [35] S. Kamara and T. Moataz, “Sql on structurally-encrypted databases,” in *ASIACRYPT*, 2018.
- [36] S. Kamara and C. Papamanthou, “Parallel and dynamic searchable symmetric encryption,” in *FC 2013*, 2013.
- [37] S. Kamara, C. Papamanthou, and T. Roeder, “Dynamic Searchable Symmetric Encryption,” in *CCS*, 2012.

- [38] A. Kiayias, S. Papadopoulos, N. Triandopoulos, and T. Zacharias, “Delegatable Pseudorandom Functions and Applications,” in *CCS*, 2013.
- [39] K. S. Kim, M. Kim, D. Lee, J. H. Park, and W.-H. Kim, “Forward secure dynamic searchable symmetric encryption with efficient updates,” in *CCS*, 2017.
- [40] R. W. F. Lai and S. S. M. Chow, “Forward-secure searchable encryption on labeled bipartite graphs,” in *ACNS*, 2017.
- [41] X. Meng, S. Kamara, K. Nissim, and G. Kollios, “GRECS: graph encryption for approximate shortest distance queries,” in *CCS*, 2015.
- [42] T. Midorikawa, A. Tachikawa, and A. Kanaoka, “Helping johnny to search: Encrypted search on webmail system,” in *AsiaJCIS*, 2018.
- [43] I. Miers and P. Mohassel, “IO-DSSE: Scaling Dynamic Searchable Encryption to Millions of Indexes By Improving Locality,” in *NDSS*, 2017.
- [44] M. Naveed, M. Prabhakaran, and C. A. Gunter, “Dynamic searchable encryption via blind storage,” in *IEEE SP 2014*, 2014, pp. 639–654.
- [45] M. H. Overmars, *The Design of Dynamic Data Structures*, ser. Lecture Notes in Computer Science. Springer, 1983.
- [46] M. H. Overmars and J. van Leeuwen, “Worst-case optimal insertion and deletion methods for decomposable searching problems,” *Inf. Process. Lett.*, 1981.
- [47] S. Patel, G. Persiano, M. Raykova, and K. Yeo, “Panorama: Oblivious RAM with logarithmic overhead,” in *FOCS 2018*, 2018.
- [48] D. S. Roche, A. J. Aviv, and S. G. Choi, “A practical oblivious map data structure with secure deletion and history independence,” in *IEEE SP*, 2016.
- [49] C. V. Romy, R. Molva, and M. Önen, “Multi-user searchable encryption in the cloud,” in *ISC 2015*, 2015.
- [50] C. V. Romy, R. Molva, and M. Önen, “Secure and scalable multi-user searchable encryption,” in *SCC Workshop*, 2018.
- [51] D. X. Song, D. Wagner, and A. Perrig, “Practical Techniques for Searches on Encrypted Data,” in *SP*, 2000.
- [52] E. Stefanov, C. Papamanthou, and E. Shi, “Practical Dynamic Searchable Encryption with Small Leakage,” in *NDSS*, 2014.
- [53] E. Stefanov, M. Van Dijk, E. Shi, C. Fletcher, L. Ren, X. Yu, and S. Devadas, “Path Oram: An Extremely Simple Oblivious Ram Protocol,” in *CCS*, 2013.
- [54] S.-F. Sun, X. Yuan, J. K. Liu, R. Steinfeld, A. Sakzad, V. Vo, and S. Nepal, “Practical backward-secure searchable encryption from symmetric puncturable encryption,” in *CCS*, 2018.
- [55] X. S. Wang, K. Nayak, C. Liu, T. Chan, E. Shi, E. Stefanov, and Y. Huang, “Oblivious data structures,” in *CCS*, 2014.
- [56] Y. Zhang, J. Katz, and C. Papamanthou, “All Your Queries Are Belong to Us: The Power of File-Injection Attacks on Searchable Encryption,” in *USENIX 2016*.

APPENDIX

Figure 13 shows the Real^{SSE} and $\text{Ideal}^{\text{SSE}}$ games for the DSE security definition 1.

The original PiBas scheme was slightly different: entries for each w were encrypted by a different key (pseudorandomly generated from a master secret key). During search, this key was sent to the server who could decrypt them and directly return the indexes. Since we need a result-hiding scheme (in order to get backward privacy), we modify the scheme in the following manner. First, all entries are encrypted with the same key. During search, the server sends the encrypted values back and the client decrypts them locally. The scheme is described in detail in Figure 12. It is adaptively secure in the random oracle model with setup leakage $|DB|$ and search leakage $|DB(w)|$. The random oracle assumption can be removed without any change in the efficiency of the scheme, by replacing H with a PRF F and having the client send all the PRF evaluations in a “streaming” manner until a stop message has been sent by the server (see [12] for details).

Let $\text{RND} = (\text{KeyGen}, \text{Enc}, \text{Dec})$ be a semantically-secure encryption scheme, F be a PRF, and H be a collision-resistant hash function.

```

( $K, EDB$ )  $\leftarrow$   $\text{Setup}(1^\lambda, DB)$ 
1: Initialize an empty map  $T$ 
2: Set  $(k, k') \leftarrow \text{KeyGen}(1^\lambda)$ 
3: for each  $w \in DB$  do
4:   Set counter  $c \leftarrow 0$ 
5:    $(key, value) \leftarrow \text{Map}(K, w, id, c)$ 
6:   Store  $(key, value)$  to  $T$ ;  $c++$ 
7: Set  $K \leftarrow (k, k')$ ;  $EDB \leftarrow T$ 

```

```

( $k, k'$ )  $\leftarrow$   $\text{KeyGen}(1^\lambda)$ 
1: Choose random PRF key  $k$  for  $F$ 
2: Set  $k' \leftarrow \text{RND.Enc}(1^\lambda)$ 

```

```

( $key, value$ )  $\leftarrow$   $\text{Map}(K, w, id, c)$ 
1:  $key \leftarrow H(F(k, w), c)$ 
2:  $value \leftarrow \text{RND.Enc}(k', w, id)$ 

```

```

 $DB(w) \leftrightarrow \text{Search}(K, q; EDB)$ 

```

Client:

```

1: Send  $tk \leftarrow F(k, w)$  to server

```

Server:

```

2: Set  $\mathcal{X} \leftarrow \emptyset$ ;  $c \leftarrow 0$ 
3: while  $true$  do
4:   Set  $res \leftarrow T.get(H(tk), c)$ 
5:   if  $res = \perp$  then break
6:   else  $\mathcal{X} \leftarrow \mathcal{X} \cup res$ ;  $c++$ 
7: Send  $\mathcal{X}$  to client

```

Client:

```

8: Decrypt entries of  $\mathcal{X}$  with  $k'$  and return them as  $DB(w)$ 

```

Fig. 12: Static searchable encryption PiBas [12].

Theorem 1: Assuming SE is an adaptively-secure result-hiding static searchable encryption scheme, SD_a is an adaptively-secure DSE according to Definition 1 with $\mathcal{L}^{U_{\text{pdt}}}(\text{op}, w, \text{id}) = \perp$ and $\mathcal{L}^{S_{\text{rch}}}(w) = \text{Updates}(w)$.

Proof sketch. Building a simulator Sim is straightforward, given the existence of a simulator $\text{Sim}_{\text{SE}} = \{\text{SimInit}_{\text{SE}}, \text{SimSearch}_{\text{SE}}\}$. SimInit returns empty vector EDB and initializes and update counter $upd = 0$. During each update, SimUpdate computes j as the least significant zero bit position of upd , runs a new instance $\text{Sim}_{\text{SE}}^{(j)} = \{\text{SimInit}_{\text{SE}}^{(j)}, \text{SimSearch}_{\text{SE}}^{(j)}\}$, executes $\text{SimInit}_{\text{SE}}^{(j)}$ on input 2^j , and sends the result to the adversary. It also terminates currently running instances of $\text{SimInit}_{\text{SE}}^{(i)}$ for $i = 0, \dots, j-1$, and increments upd . During a search for w , let upd be the current update counter. SimSearch receives as input $\text{Updates}(w)$. It then initializes values $t_0, \dots, t_{\lfloor \log upd \rfloor}$ to 0. For each entry $u \in \text{Updates}(w)$, it computes i as the index in which the update with timestamp u was stored (determined by upd, u) and increments t_i by one. Finally for $j = 0, \dots, \lfloor \log upd \rfloor$, it runs $\text{SimSearch}_{\text{SE}}^{(j)}$ on input t_j , and sends all the outputs to the adversary. Assuming SE is secure and result-hiding,

```

 $b \leftarrow \text{Real}_{\text{Adv}}^{\text{SSE}}(\lambda, q):$ 
1:  $N \leftarrow \text{Adv}(1^\lambda)$ 
2:  $(K, \sigma_0, \text{EDB}_0) \leftarrow \text{Initialize}(1^\lambda, N)$ 
3: for  $k = 1$  to  $q$  do
4:    $(\text{type}_k, \text{id}_k, w_k) \leftarrow \text{Adv}(1^\lambda, \text{EDB}_0, t_1, \dots, t_{k-1})$ 
5:   if  $\text{type}_k = \text{search}$  then
6:      $(\sigma_k, \text{DB}(w_k); \text{EDB}_k) \leftarrow \text{Search}(K, w_k,$ 
        $\sigma_{k-1}; \text{EDB}_{k-1})$ 
7:   else if  $\text{type}_k = \text{update}$  then
8:      $(\sigma_k; \text{EDB}_k) \leftarrow \text{Update}(K, \text{add/del}, (\text{id}_k, w_k),$ 
        $\sigma_{k-1}; \text{EDB}_{k-1})$ 
9:   Let  $t_k$  be the messages from client to server in
     the Search/Update protocols above
10:  $b \leftarrow \text{Adv}(1^\lambda, \text{EDB}_0, t_1, t_2, \dots, t_q);$ 
11: return  $b;$ 

 $b \leftarrow \text{Ideal}_{\text{Adv}, \text{Sim}, \mathcal{L}}^{\text{SSE}}(\lambda, q):$ 
1:  $N \leftarrow \text{Adv}(1^\lambda)$ 
2:  $(st_S, \text{EDB}_0) \leftarrow \text{SimInit}(1^\lambda, N)$ 
3: for  $k = 1$  to  $q$  do
4:    $(\text{type}_k, \text{id}_k, w_k) \leftarrow \text{Adv}(1^\lambda, \text{EDB}_0, t_1, \dots, t_{k-1})$ 
5:   if  $\text{type}_k = \text{search}$  then
6:      $(st_S; t_k, \text{EDB}_k) \leftarrow \text{SimSearch}(st_S,$ 
        $\mathcal{L}^{\text{Srch}}(w_k); \text{EDB}_{k-1})$ 
7:   else if  $\text{type}_k = \text{update}$  then
8:      $(st_S; t_k, \text{EDB}_k) \leftarrow \text{SimUpdate}(st_S,$ 
        $\mathcal{L}^{\text{Updt}}(w_k); \text{EDB}_{k-1})$ 
9:  $b \leftarrow \text{Adv}(1^\lambda, \text{EDB}_0, t_1, t_2, \dots, t_q);$ 
10: return  $b$ 

```

Fig. 13: Real and ideal experiments for the SSE scheme.

and each instance Sim_{SE} is spawned independently with fresh randomness, and given that the timestamp of an update fully determines the corresponding index structure for its entry, the transcript produced by Sim is indistinguishable from the messages observed by the adversary during the real protocol execution. \square

Theorem 2: Assuming PiBas is an adaptively-secure result-hiding static SE scheme, and OMAP_i are secure oblivious maps, SD_a is an adaptively-secure DSE according to Definition 1 with $\mathcal{L}^{\text{Updt}}(\text{op}, w, \text{id}) = \perp$ and $\mathcal{L}^{\text{Srch}}(w) = \text{Updates}(w)$.

Proof sketch. Let $\text{Sim}_{\text{PB}} = \{\text{SimInit}_{\text{PB}}, \text{SimSearch}_{\text{PB}}\}$ be the simulator for PiBas . First, we observe that $\text{SimInit}_{\text{PB}}$ can be decomposed into calls to a stateful $\text{SimInitOne}_{\text{PB}}$ that simulates just one step of the setup simulation at a time. The input state of $\text{SimInitOne}_{\text{PB}}$ is the partially built table, and the leakage N . After N executions, $\text{SimInitOne}_{\text{PB}}$ provides an output that is identically distributed with that of $\text{SimInit}_{\text{PB}}$ on input N . This follows easily by the fact that the setup process of PiBas consists of populating a hash table with N semantically secure encryptions, stored at pseudorandomly computed positions. The simulator $\text{SimInitOne}_{\text{PB}}$ just needs to remember its previous randomly chosen positions so that

eventually he outputs the entire table.⁵

With that observation, we build our simulator Sim as follows. First, all calls to OMAP , are replaced by simulated accesses. During setup, SimInit launches $4 \cdot (\ell + 1)$ independent instances of $\text{SimInitOne}_{\text{PB}}^i$ for $i = 0, \dots, \ell$ and corresponding sizes $1, \dots, 2^\ell$, and initializes update counter $\text{upd} = 0$. For each update, whenever $\text{OLDEST}_i, \text{OLDER}_i$ are full (which can be computed from i and upd), SimUpdate calls $\text{SimInitOne}_{\text{PB}}^{i+1}$. If $\text{SimInitOne}_{\text{PB}}^{i+1}$ is full (after $2^{i+1} + 1$ calls), the simulator terminates the existing $\text{SimInitOne}_{\text{PB}}^i$ instances mapped to $\text{OLDEST}_i, \text{OLDER}_i$ and map the $\text{SimInitOne}_{\text{PB}}^i$ instance of OLD_i to OLDEST_i (if it is not vacant). Moreover, it treats the $\text{SimInitOne}_{\text{PB}}^{i+1}$ instance as mapped to the oldest vacant instance for size 2^{i+1} , and launches a new instance mapped to NEW_i . Finally, it always launches a new instance of $\text{SimInitOne}_{\text{PB}}^1$, maps it to the oldest non-vacant instance for size 1, and increments upd . The search simulator SimSearch is identical to that of SD_a (it just has to call up to three instances of $\text{SimSearch}_{\text{PB}}$ per size, depending on upd).

By the same reasoning as that for SD_a above, and since OMAP_i are independently instantiated with secure oblivious maps, the transcript produced by Sim is indistinguishable from the messages observed by the adversary during the real protocol execution. \square

Theorem 3: Assuming F is a PRF, RND is a semantically secure encryption scheme, and the three OMAP s are secure oblivious maps, QOS is an adaptively-secure DSE according to Definition 1 in the programmable random oracle model, with $\mathcal{L}^{\text{Updt}}(\text{op}, w, \text{id}) = \text{op}$ and $\mathcal{L}^{\text{Srch}}(w) = (\text{Updates}(w), \text{DelHist}(w))$.

Proof. We prove the security of QOS by defining a sequence of games as follows:

- **Game-0:** This is the Real^{SSE} game as defined in Appendix A.
- **Game-1:** This is the same as Game-0 but during setup the OMAP initializations are replaced with calls to the OMAP simulators for sizes W, N, N respectively. All future OMAP accesses are emulated by calls to the corresponding access simulators. Game-1 is indistinguishable from Game-0 due to the security of the oblivious maps.
- **Game-2:** This is the same as Game-1, except that the encryptions *value* computed during update and search are all replaced with dummy zero encryptions. Game-2 is indistinguishable from Game-1 due to the semantic security of RND .
- **Game-3:** This is the same as Game-2, except that the tokens $tk_{\mathcal{T}}, tk_{\mathcal{D}}$ generated during update and search are generated uniformly at random from the range of the PRF $F, \{0, 1\}^\lambda$. The first time a token is created for a certain w, cnt_w

⁵For simplicity, we assume that the first time $\text{SimInitOne}_{\text{PB}}$ is called, it just simulates (internally) the key generation process, hence $\text{SimInitOne}_{\text{PB}}$ will be called a total of $N + 1$ times to emulate the execution of $\text{SimInit}_{\text{PB}}$ on input N .

combination it is appended to one of the two lists $\text{TokensI}(w)$, $\text{TokensD}(w)$ (for insertions and deletions respectively), that are different for every keyword. Game-3 is indistinguishable from Game-2 due to the security of the PRF.

- **Game-4:** This is the same as Game-3, except that calls to H are replaced with a programmable random oracle as follows. For general H -calls from the adversary, if the input has not been queried before and the result has not been programmed, return a value chosen uniformly at random from the range of H and store the input-result pairs for future consistency. Else, return the previously stored result for this input.

Specifically during insertion updates (line 6), H -calls are entirely eliminated and instead key is chosen uniformly at random from the range of H . The client holds a list T_I where he appends the chosen key . If the update is a deletion he appends \perp . Note that this also eliminates token generation at line 5.

Then, during search, let $U = (u_1, op_1), \dots, (u_{a_w}, op_{a_w})$ be the list of timestamp-update type pairs corresponding to all previous updates for the queried keyword w , sorted by timestamp in increasing order. Let u'_1, \dots, u'_{i_w} be the sub-list of U such that $op_i = add$, again sorted in increasing order, and let d_1, \dots, d_{i_w} be the natural ordering of u'_i from $1 \dots i_w$. The client then programs the oracle such that $H(tk_I, d_i) = T_I[u'_i]$. If $H(tk_I, d_i)$ has been set previously (due to an adversarial query involving tk_I before this token was revealed), then the game aborts. Finally, line 13 of the search algorithm is replaced with choosing key uniformly at random from the range of H . Let $d_j = leaf$, then client sets $T_I[u'_j] = key$, in preparation of future searches.

First, note that unless the game aborts it produces a transcript identical to Game-3, in the programmable random oracle model for H . Given that the range of H is $\{0, 1\}^\lambda$, whereas the total number of H -calls that the adversary can do beyond the ones required during searches is polynomial in λ (since the adversary is PPT), the probability of aborting is negligible in λ , hence Game-4 is indistinguishable from Game-3.

- **Game-5:** This is the same as Game-4 but we now also replace H' with a programmable random oracle. For general H' -calls from the adversary, if the input has not been queried before and the result has not been programmed, return a value chosen uniformly at random from the range of H and store the input-result pairs for future consistency. Else, return the previously stored result for this input.

Specifically during deletion updates (line 17), H' -calls are entirely eliminated and instead key is chosen uniformly at random from the range of H' . The client holds a list T_D where he appends the chosen key . If the update is an insertion he appends \perp . Note that this also eliminates token generation at line 16.

Then, during search, let $Dels = (v_1, v'_1), \dots, (v_{d_w}, v'_{d_w})$ be the list of all timestamp-pairs that match each deletion timestamp v_i to the timestamp v'_i of the previous insertion it cancels out, sorted in increasing order such that $v_i > v_{i-1}$. Using U (from Game-4) and $Dels$ the client builds the entire update tree for w as follows. First create an empty binary tree with $2^{\lceil \log i_w \rceil}$ leaves. Match each leaf $[1, i_w]$ to an insertion operation's timestamp u'_i (as computed in Game-4) starting from the leftmost leaf. Then, for every $v_i \in Dels$, mark the leaf with timestamp v'_i as black and then keep moving upwards, reading at every level its ancestor and the sibling of its ancestor. If both children of a node is black mark it black. After finishing all steps for deletion with timestamp v_i , let d'_i be the node closest to the root that you just marked black. The client then programs the oracle such that $H'(tk_D, d'_i) = T_D[v_i]$. If $H'(tk_D, d'_i)$ has been set previously (due to an adversarial query involving tk_D before this token was revealed), then the game aborts.

Finally, line 18 of the search algorithm is replaced with choosing key uniformly at random from the range of H' . Let $d'_j = y$, then client sets $T_I[v_j] = key$, in preparation of future searches.

First, note that unless the game aborts it produces a transcript identical to Game-3, in the programmable random oracle model for H . This holds since the combination of $U, Dels$ uniquely define the colors of the nodes of the update tree for w . Then, using the same argument as above but for H' , we conclude that Game-5 is indistinguishable from Game-4.

- **Game-6 :** This is the same as Game-5 but client receives op instead of op, w, id during updates, and $\text{Updates}(w), \text{DelHist}(w)$ instead of w during searches. Since he does not have access to w , he populates lists TokensI , TokensD as follows. For a search at timestamp \hat{w} , the client first checks whether the input update history $\text{Updates}(w)$ is an extension of one observed during a previous search that took place during timestamp \hat{w}' . If so, this implies that the searches at times \hat{w} and \hat{w}' are for the same keyword and he retrieves tk_I, tk_D as the latest entries from $\text{TokensI}(\hat{w}')$, $\text{TokensD}(\hat{w}')$. Else, he chooses fresh random tokens tk_I, tk_D and appends them to $\text{TokensI}(\hat{w})$, $\text{TokensD}(\hat{w})$.

The client's code as described in **Game-6**, is essentially the code of the simulator in the Ideal^{SSE} game since it only takes as input the leakage specified in Theorem 3. By a standard hybrid argument, the produced transcript is indistinguishable from the one produced in **Game-0**, and the result follows. \square